


Reception – Here are some great fun suggestions for your child to continue their learning at home.




Outdoor Literacy

Can you find something that begins with the sound 's'? Write down everything you can see that begins with 's'.



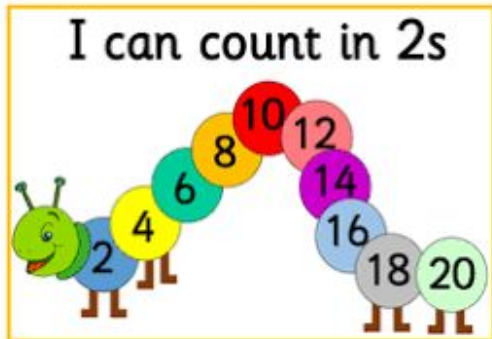
Outdoor Literacy

Use sticks, leaves or stones to make all the letters in your name.



Once you have had a go at making these shapes maybe you could have a go and making some more complex shapes like pentagons, hexagons and octagons. Can you describe them?

If you go on a daily walk have a go at these outdoor literacy activities.



Can you practice counting in 2s? Use the link below to help you.


You can now log onto [phonicsplay.co.uk](https://www.phonicsplay.co.uk) for free using
Username **march20**
Password **home**
There are lots of games and resources to support phonics at home.

<https://www.youtube.com/watch?v=p2NYeVU-Me4>


I Can Read

Phase 4 CCV and CCVC words using phase 3 Graphemes

tree




spear




smell



train




spoon



sport



Read the words and match the picture to the word.



I Can Read

Phase 4 CCV and CCVC words using phase 3 Graphemes

trash



crack



clown



creep



stair



spark



Read the words and match the picture to the word.



Phonics revision.



You can now log onto phonicsplay.co.uk for free using

Username **march20**

Password **home**

There are lots of games and resources to support phonics at home.

Can you practice your letter formation and remember the single sounds you have learnt so far? Perhaps you could have a go at writing the letters with you finger in shaving foam?

Spelling rule.

Adding '-ed' and '-ing' to Verbs ending in 'e'

Practise the words on this list using look, say, cover, write and check. Hint: when some verbs end in 'e' and you want to add '-ed' or '-ing', you must remove the 'e' first. Be careful though, not all verbs ending in 'e' follow this rule!



Word	1st try	2nd try	3rd try
wave			
waved			
waving			
save			
saved			
saving			
stroke			
stroked			
stroking			

Revising adding 'ing' and 'ed' to words.

Can you add adjectives to make the sentences more interesting.

Remember to use capital letters, finger spaces and full stops.

Maybe you could try writing some questions?

Have a go at writing some sentences using the same root word in different tenses.

For Example

The boy gently stroked the fluffy dog.

The boy was gently stroking the fluffy dog.

English – Big Write

Remember to think about

- What can you see
- What can you hear
- What can you smell



Tell this story

image by Justin Gerard at
<http://conceptartworld.com/?p=12506>

Today I would like you to have a go at writing your stories using the story maps you made yesterday.

Here is the story starter that I came up with.

It was the most extraordinary sight, not one that you would ever expect to witness! The knight, who's face wore the scars from a lifetime of battles, and a fearsome looking dragon were sipping tea and joking like they were always old friends. But this was not always the case....

L.O – To solve money word problems

I need to buy 2 new wheels for my car. They cost 6p each.

How much will I need to pay altogether? _____



A mum and her baby went on the bus. If mum's ticket cost 17p and the baby's ticket cost 9p, how much did it cost altogether? _____

John had 30p. He bought a toy plane for 24p.

How much money does he have left? _____



A family of 3 get on the train. The tickets are 11p each.

How much do they pay altogether? _____

Mary had to put petrol in her car. It cost 30p but Mary only had 25p in her purse. How much more money does Mary need? _____



A bike costs 52p and helmet costs 13p. What is the total cost of the bike and the helmet? _____



YEAR 1 MATHS –
Money Word
Problems

You can also play these games online.

<https://www.topmarks.co.uk/maths-games/5-7-years/money>

Year 2 SATS style questions
involving money.

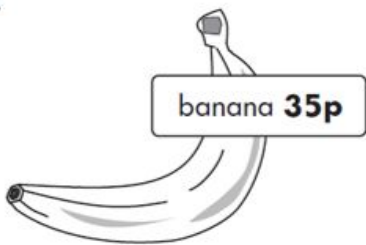
Desi has these coins.



How much does he have **altogether**?

 p

Ella wants to buy one banana.



She has **20p**




How much **more** money does she need?

 p

Dan buys a toy that costs **60p**.

He pays the 60p with **three** coins.



Circle **three** coins that he could use.



You
could
draw
the
coins to
answer
this one

Desi and Ella share this money equally.



How much do they each get?

 p

Sita had **£10**

She spent **£2.35**



How much money did she have left?

 £



35p



30p

Sarah has 90p.

She buys a packet of sweets and a carton of juice.

How much money does she have left?

Show how
you work
it out.

p

£3.15

£

£2.95

£

£2.75

£2.65

Write the missing
amounts.

LANGUAGES - FRENCH

<https://www.bbc.co.uk/teach/supermovers/ks1--ks2-mfl-french-greetings-with-ben-shires/zdpdvk7>

We have been learning French at school, here is a great video that will help you learn greetings in French.

The word "Salut" is written in a bold, white, sans-serif font with a slight 3D effect, set against a bright blue background with a dark blue diagonal stripe on the right side.

Hi!

The word "Bonjour" is written in a bold, white, sans-serif font with a slight 3D effect, set against a bright blue background with a dark blue diagonal stripe on the right side.

Hello/Good
Morning

The word "Oui" is written in a bold, white, sans-serif font with a slight 3D effect, set against a solid blue background.

Yes

The word "Bonsoir" is written in a bold, white, sans-serif font with a slight 3D effect, set against a bright blue background with a dark blue diagonal stripe on the right side.

Good evening

The words "Bonne nuit" are written in a bold, white, sans-serif font with a slight 3D effect, set against a bright blue background with a dark blue diagonal stripe on the right side.

Good
night

The words "Au revoir" are written in a bold, white, sans-serif font with a slight 3D effect, set against a dark blue circular background with a bright blue diagonal stripe on the left side.

Goodbye