

**Reception** – Here are some great fun suggestions for your child to continue their learning at home.



This is a fun activity that will develop counting and addition skills. You can use numbers up to 10 or try and challenge yourself by adding a single digit number to a 2 digit number up to 20 ( $12 + 3 =$ ).

Some craft ideas!







Can you make up a story about this pictures?  
You could draw a story map so you do not forget all of your amazing ideas. You could have a go at writing your story or using your phonic knowledge to write words to go with the picture.  
You could make some puppets to tell your story to your family.

You can now log onto [phonicsplay.co.uk](http://phonicsplay.co.uk) for free using  
Username **march20**  
Password **home**  
There are lots of games and resources to support phonics at home.

Phonics; Today we are learning the sound 'ear' as in hear and year.

Name _____		staple	
ear like in		 gears	
phonics-teaching.com			
 spear	 tear	 year	 ear

	
<div></div> <div></div>	<div></div> <div></div> <div></div>
	
<div></div> <div></div> <div></div>	<div></div> <div></div>

Can you write these words with the ear sound in them.

a	b	c	d	e
f	g	h	i	j
k	l	m	n	o
p	q	r	s	t
u	v	w	x	y
z				

He has got a beard and a spear.

Can you practice your letter formation and remember the single sounds you have learnt so far? Perhaps you could have a go at writing the letters with you finger in shaving foam?

Spelling rule.

# SPELLING RULE FOUR

Double the consonant before adding 'ing' to words that have a short vowel followed by a consonant at the end



Grandad was sitting in his chair all morning.

stop	➔	stopping	slam	➔	slamming
wrap	➔	wrapping	nod	➔	nodding
step	➔	stepping	skip	➔	skipping

Try these ...

trap	➔	_____	beg	➔	_____
rip	➔	_____	map	➔	_____
chop	➔	_____	rub	➔	_____

Have a go at these words. Remember to double the last letter then add 'ing'.

Try this link to help explain this rule.

[https://www.youtube.com/watch?v=vzxPCdpK\\_Sk](https://www.youtube.com/watch?v=vzxPCdpK_Sk)



## English – Big Write

Look at this picture. Can you imagine you are one of the characters?

- What can you see
- What can you hear
- What can you smell

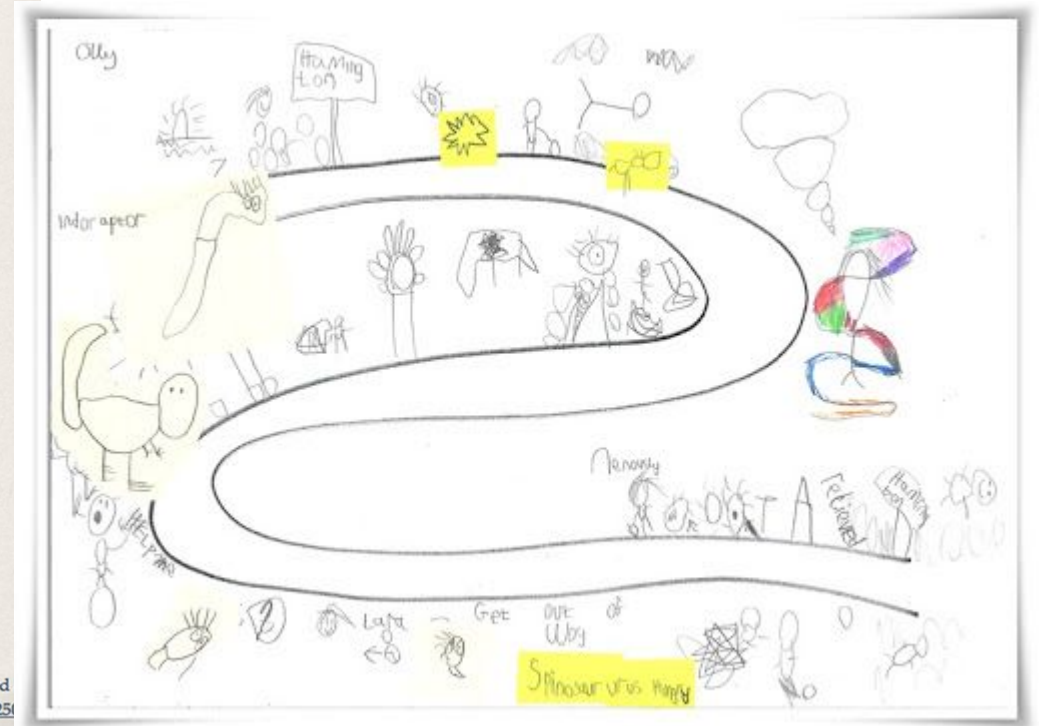
Can you act out what will happen in your story?

Tomorrow you are going to write your story so today you could do a visual story or a story map like the one below.



**Tell this story**

image by Justin Gerard  
<http://conceptartworld.com/?p=125>



# Maths - Money

Why do we need to learn about money?

Mind map as many reasons as you can.







Can you order these coins from lowest to highest.







You can play this game using the link.

<https://www.topmarks.co.uk/money/coins-game>

Lowest

Highest






Ordering - Any 6 coins

Score: 0 / 0

Can you find the coins to give the correct change to these customers?


1

5p




2


12p



3

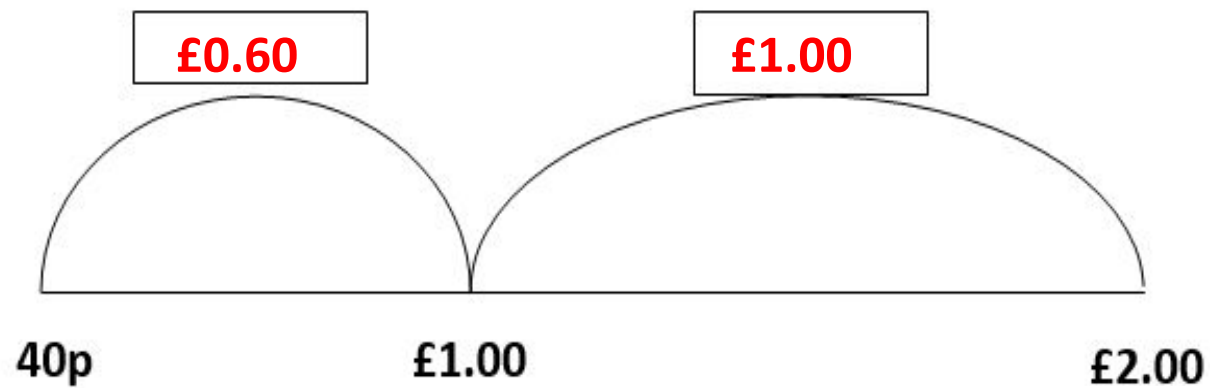
16p





## EXAMPLE

1)



You can calculate change by counting on along a number line.

$$£2.00 - 40p = \text{£}1.60$$

Using this method try and calculate the change.



£1

I pay with:




My change is:



60p

I pay with:



My change is:






£3

I pay with:




My change is:




£1.50

I pay with:




My change is:




£5

I pay with:




My change is:



£3.50

I pay with:



My change is:



1.



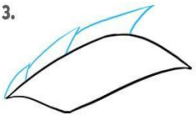
## How to Draw a Dragon Eye

EasyDrawingGuides.com


2.



3.



4.



5.



6.



7.



8.



9.



EasyDrawingGuides.com

Today for Art you could have a go at drawing a dragon eye. I have included a step by step by step guide or a You Tube link to help you but you can also have a go at doing it freestyle. I would love to see them if you could take a photo and post them on Facebook.

<https://www.youtube.com/watch?v=DBLxu2cTfWE> Here is a link to a tutorial. There are lots on you tube so you could use this one or find one you like more.

