

WEDNESDAY 1ST APRIL

GOOD MORNING!

Maths: Adding money with decimals.

Arithmetic: Arithmetic test(on class page of website)

English: Creating a comic strip with speech bubbles for direct speech.

Spellings: The prefixes auto, super and anti.

Suggested afternoon activities -

Spanish

MATHS: REPRESENTING MONEY AS DECIMALS.

TODAY WE WILL LOOK AT HOW TO ADD AND SUBTRACT AMOUNTS OF MONEY.

EXAMPLE: SOMETIMES WE MIGHT NEED TO EXCHANGE INTO PENCE TO MAKE IT EASIER TO ADD TWO AMOUNTS.

$$£5.16 + £7.87$$

$$\begin{array}{r} = \quad 516 \\ \quad +787 \\ \hline \quad 1303 \\ \hline \end{array}$$

11

SO..... 1303 PENCE = £13.03 (DON'T FORGET TO
PUT THE DECIMAL
POINT BACK IN)

CHALLENGE 1:

LO: To practise adding using money.

Answer these questions in PENCE:

1. $30\text{p} + 35\text{p} =$
2. $75\text{p} + 15\text{p} =$
3. $43\text{p} + 26\text{p} =$

Answer these questions in POUNDS:

1. $\text{£}1.30 + \text{£}2.40 =$
2. $\text{£}2.25 + \text{£}3.32 =$
3. $\text{£}5.00 + \text{£}0.99 =$

LO: To practise adding using money

Answer these questions in PENCE:

1. $48\text{p} + 42\text{p} =$
2. $56\text{p} + 35\text{p} =$
3. $78\text{p} + 19\text{p} =$

Answer these questions in POUNDS (remember to convert to work out):

1. $\text{£}2.50 + \text{£}3.47 =$
2. $\text{£}7.23 + \text{£}4.55 =$
3. $\text{£}5.67 + \text{£}8.19 =$
4. $\text{£}2.45 + \text{£}2.45 =$
5. $\text{£}0.34 + \text{£}0.57 =$

CHALLENGE 2:

LO: To practise adding using money

Answer all questions in POUNDS.

1. $£16.45 + £3.20 =$

2. $£3.67 + £4.56 =$

3. $£9.99 + £6.34 =$

4. $£12.43 + £0.98 =$

5. $£67.54 + £33.46 =$

Complete the word problems:

1. Jane buys 2 DVDs. One costs £4.56. The other costs double this amount. How much does she spend all together?
2. Grace sells 4 T shirts. The most expensive one sells for £3.40. The cheapest one sells for £1.20. Both the other two T shirts sell for the same amount – each one costs double the amount of the cheapest T shirt. How much money does Grace make all together?

Natalie needs to buy some cotton wool, some water and a bottle of shampoo. The cotton wool costs 30p, the water costs 60p and the shampoo costs 99p. How much does Natalie spend all together? Give your answer in POUNDS:

CHALLENGE 3:

1.) Using this receipt work out the missing prices.

Clue: This is a multi-step problem. To do this you will need to add up the totals you can see and then work out how much is left for the buttermilk desserts.

2.) If you have worked out how much the 4 desserts cost can you use your division skills to work out how much one must have cost?

WRAPPING PAPER	0.99
INSTANT COFFEE GOLD	1.99
INSTANT COFFEE GOLD	1.99
ORANGE JUICE 1.5L	0.79
ORANGE JUICE 1.5L	0.79
RICE CRACKERS SALT	0.29
RICE CRACKERS SALT	0.29
PLAIN MARGARINE	0.44
GARDEN GLOVES	1.49
FREE RANGE EGGS	1.05
ASSORTED MUESLI	1.49
COOKIES	1.05
MACARONI	0.42
BUTTERMILK DESSERT	
BUTTERMILK DESSERT	
BUTTERMILK DESSERT	
BUTTERMILK DESSERT	
<hr/>	
TOTAL	14.23
CASH	20.00
CHANGE	5.77
THANK YOU AND GOODBYE	

ARITHMETIC:

You could try the arithmetic test I have posted on the class page of the school website.

ENGLISH:

- I would like you to come up with a comic strip of a story you could write in a newspaper report. Please draw this out into your pink book. You can draw the action that is happening and write captions underneath to describe what is going on.
- Include any direct speech in speech bubbles from the subject (character who says them).

Remember that direct speech is only the bit that the character says, not the reporting verb (said, asked, gasped, announced, cried, screamed, whispered etc.)

There are some examples on the next slide from the Beano website to help you understand what a comic strip looks like.

- Please type this web address into your internet search bar and have a look at some of the Beano comic strip examples to help you to design your own.
- You could even try to draw your comic strip in the same style as the Beano ones!
- <https://www.beano.com/posts/the-bash-street-kids-movie-mischief>

Spelling

This week we will be looking at some new prefixes. Can you remember what a prefix is and where it goes?

The prefixes we will look at are:

auto

super






anti

Can you copy out these sentences and correct them? Some of them have the wrong prefix added. Underline where you think the mistake is and then correct it using a different coloured pen.

- 1.) Every year the autoheroes would gather at a 'save the world' convention.
- 2.) Clocks can go clockwise or superclockwise.
- 3.) If you don't talk to anyone, you could be called supersocial.
- 4.) Creepy things can sometimes be called supernatural.
- 5.) Another name for a car is an antimobile.

SUGGESTED AFTERNOON ACTIVITY: SPANISH

Las vocales

				
<u>a</u> ra <u>ñ</u> a	<u>e</u> le <u>f</u> ante	<u>i</u> dea	<u>o</u> lvidar	<u>u</u> niverso

Tips for pronouncing Spanish

The good news about pronouncing Spanish is that the vowel sounds are always the same (they always play by the rules!)

The vowels

Each of the five vowels has its own clear sharp sound:

a as in hat

e as in pet

i as in feet

o as in clock

u as in noodle

Try saying these out loud:

ba	be	bi	bo	bu
fa	fe	fi	fo	fu
la	le	li	lo	lu
ma	me	mi	mo	mu
pa	pe	pi	po	pu
ta	te	ti	to	tu

Think about the tips for pronouncing the vowel sounds from the slide

be c's and z's

c + e = th

c + i = th

z + a, o, u = th

c + a = ka

c + o = ko

c + u = ku

cero, once

cinco, gracias

zapato, corazón

casa,

cómo,

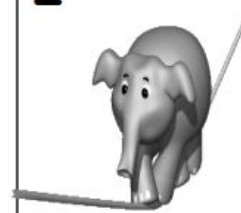
Cuba,

1



araña

2



elefante

3



idea

4



olvidar

5



universo

6



cerdo

7



ciclista

8




casa

9



coche

10



cucaracha

CAN YOU MAKE A MEMORY MATCH GAME BY MAKING CARDS WITH THE NEW WORDS WE HAVE LEARNT TODAY IN SPANISH AND ENGLISH?

Cerdo



Pig

