

Reception –

Can you name these coins? Maybe you could try to order them from least value to most value.



Can you have a go at making your own Japanese fan.

You can now log onto phonicsplay.co.uk for free using

Username **march20**

Password **home**

There are lots of games and resources to support phonics at home.

While you are out on a walk or even in your garden can you go on a mini beast hunt. Write a list of all of the mini beasts you find. Maybe you could chose your favourite and draw or paint it. Can you label its body parts?











Phonics; Today we are revising the sound 'ue' as in glue.

Name _____

I Can Read! ^{ue}

glue	rescue	clue	argue
<input type="text"/>	<input type="text"/>	<input type="text"/>	<input type="text"/>
cue	barbecue	fuel	statue
<input type="text"/>	<input type="text"/>	<input type="text"/>	<input type="text"/>

© Miss Giraffe

Read the words.				
Match the picture to the word.				

Can you practice your letter formation and remember the single sounds you have learnt so far?




This weeks Tricky words are **no** and **go** (These are words you cannot sound out You just need to learn them.)



Remember to read everyday.

Can you write a sentence using the words glue and statue. Remember to use a capital letter, finger spaces and a full stop.



Can you have a go at joining the sound that you have learnt today.

English – Changing verbs to past tense.

Yesterday you looked at adding –ed to root words to make them past tense, but there are some verbs that do not follow this rule. Here are some Irregular verbs that do not follow the rules.

Go	–	Went
Say	–	Said
Make	–	Made
Take	–	Took
Think	–	Thought
Is	–	Was
Run	–	Ran
Eat	-	Ate

Can you think of anymore to add to this list?



Oh dear! Some of the verbs in this text are in the wrong tense or have the wrong endings! Re-write the text with the correct forms of the verb.

An alien appeared from the spaceship. He weared only a coat and some strange boots. He comed down the ramp and walk towards me slowly. I wasn't sure whether I should be scared or fascinated! He camed closer and closer but, to my surprise, he wented straight past me! I seed him look around him before he goed down the lane towards the village so I follow him to see what he do.

Mental Arithmetic

Year 1

Green

Name _____

11: I can add or take away one or two from any number up to 10 or 20

$5 - 2 =$	$9 + 1 =$
$13 + 2 =$	$3 - 1 =$
$9 + 2 =$	$0 + 2 =$
$5 - 1 =$	$4 + 2 =$
$0 + 1 =$	$17 + 2 =$
$6 - 1 =$	$4 + 1 =$
$8 + 2 =$	$6 - 2 =$
$12 + 2 =$	$17 + 1 =$
$2 - 1 =$	$10 - 2 =$

Year 2

Addition and Subtraction Facts to 20 – Speed Test

See how long it takes you to complete all of these or give yourself a set amount of time (say 5 mins) and see how many you can do.



$6 + 6 =$	$8 - 6 =$	$9 - 3 =$	$13 - 4 =$	$4 - 1 =$
$14 + 5 =$	$2 + 17 =$	$7 - 4 =$	$4 + 9 =$	$4 - 2 =$
$9 - 7 =$	$3 + 9 =$	$15 - 1 =$	$20 - 10 =$	$10 - 5 =$
$2 + 11 =$	$3 + 1 =$	$14 - 7 =$	$17 + 2 =$	$2 + 3 =$
$2 + 15 =$	$3 - 2 =$	$9 + 3 =$	$6 + 4 =$	$15 - 6 =$
$7 - 3 =$	$11 + 5 =$	$8 - 5 =$	$7 + 8 =$	$4 + 6 =$
$10 + 10 =$	$18 - 4 =$	$3 + 4 =$	$20 - 19 =$	$4 + 9 =$
$8 - 2 =$	$10 + 0 =$	$8 + 8 =$	$14 + 2 =$	$7 - 2 =$
$11 + 1 =$	$13 - 5 =$	$17 - 2 =$	$9 - 4 =$	$19 + 1 =$
$14 - 1 =$	$12 - 9 =$	$3 + 7 =$	$5 + 5 =$	$15 - 9 =$


Correct answers:

Time:


Maths – Money.

Challenge 1 (easier)

You have 20p saved up and you are allowed to go shopping for some treats. What items can you buy from the shop. For example you could buy -
2 apples for 10p
2 Lollies for 10p Total cost 20p



You may chose to only spend some of your money and get some change. To challenge yourself you could start with 50p.



Challenge 2 Harder

You have saved £1.00 and can use the shop above. What items can you afford. For example I could buy –
2 apples for 20p + 20p = 40p
Some fries for 12p
A Lolly for 25p
A banana for 18p. Total cost 95p. I would then get 5p change.

If you need even more of a challenge why don't you try starting with more money or making your own shopping list with higher prices.

I hope you enjoyed researching Japans Geography and Climate. This week we are focussing on Japanese **Festivals**.

Choose the activities you would most like to do, (or do some of your own) and present them creatively! You can present your work however you like, for example, in the form of artwork, a scrapbook, a PowerPoint.

Suggested activities for Festivals. (Please feel free to do your own if you would prefer.)

- Can you name some of the Festivals that are celebrated in Japan? Write a description of what the festival is about and why they celebrate it.
- Write a diary entry as though you were at one of the Japanese festivals. What did you do there? What did you see? Did you eat any traditional foods?
- Create your own calendar with the Festivals on it.
- Can you find out about the Kodomo No Hi festival? What date is it celebrated? Why is it special? Can you make your own Koinobori (windsock). This link could help you <https://www.youtube.com/watch?v=YNcCvGBRdLw>
- Research the festival of Hanami. Hanami means 'viewing flowers', but during this festival it generally refers to Cherry blossom.
- Haiku poems are written during the Hanami festival to celebrate the Cherry Blossom. Can you write a Hiaku poem about something you are thankful for?
- Hinamatsuri is the Japanese doll festival. Can you design a doll and an outfit for it?



- REMEMBER, you do not have to do all of these in a week, they are just ideas. Have fun.

Some ideas to help you.



Useful websites 

<https://www.japan-guide.com/e/e2063.html>

<https://www.japanspecialist.co.uk/travel-tips/traditional-festivals/>

Here is an example of a Haiku Poem –

*A cloud of cherry blossoms;
The temple bell, –
Is it Ueno, is it Asakusa?*

*How many, many things
They call to mind
These cherry-blossoms!*

*Very brief –
Gleam of blossoms in the
treetops
On a moonlit night.
A lovely spring night
suddenly vanished while we
viewed cherry blossoms*



Kionobori
Windsock -



Some examples of how to design a doll for the Hinamatsuri doll festival.