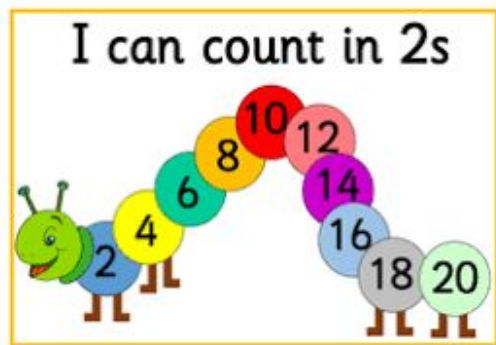


Reception – Here are some great fun suggestions for your child to continue their learning at home.



Draw around your hands and cut them out. Now you can use them to practise making number bonds to 10. $4 + 6 = 10$.




Can you practice counting in 2s? Use the link below to help you.

<https://www.youtube.com/watch?v=p2NYeVU-Me4>



This is a really lovely activity. Can you make an Elmer then tell a story using it as the main character?



**PLEASE REMEMBER TO
READ EVERY DAY.**

Today we are learning the sound **ure**.
For example **pure**, **treasure** and
picture.

Phonics revision.

Trace the letters with your finger:

Write your own letters:

Trace over the letters:

Can you use the phoneme frame to write a word using the 'ure' sound?

Can you circle all the things beginning with the 'ure' sound?

ink saving Eco



You can now log onto phonicsplay.co.uk for free using

Username **march20**

Password **home**

There are lots of games and resources to support phonics at home.

Can you practice your letter formation and remember the single sounds you have learnt so far? Perhaps you could have a go at writing the letters with your finger in shaving foam?

Year 1 and 2 Common Exception Words

Year 1

the they one
 a be once
 do he ask
 to me friend
 today she school
 of we put
 said no push
 says go pull
 are so full
 were by house
 was my our
 is here
 his there
 has where
 I love
 you come
 your some

Year 2

door gold plant clothes
 floor hold path busy
 poor told bath people
 because every hour water
 find great move again
 kind break prove half
 mind steak improve money
 behind pretty sure Mr
 child beautiful sugar Mrs
 children after eye parents
 wild fast could Christmas
 climb last should everybody
 most past would even
 only father who
 both class whole
 old grass any
 cold pass many



ink saving Eco

For spelling you can pick
5 to learn each week

Rainbow Words

First write your spelling words in pencil. Trace over the words 5 times, using a different coloured crayon each time.



ABC Order

Write out your spelling words in alphabetical order.



Pyramid Writing

Pyramid write your spelling words.

Try to write neatly!

Example: some s
 so
 som
 some



Fancy Letters

Write out each of your spelling words in using fancy writing. Your letters could be curly or dotty.

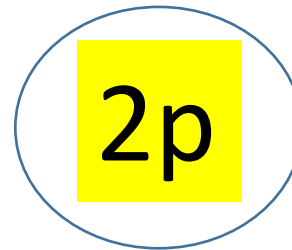



Some ideas of
fun ways to
teach spelling

Test yourself on the words you have been learning.

Maths- Money

Can you design your own money? You could make the coins from some cardboard and maybe cover them in tin foil. You can design your own notes, but make sure you only use the values that are actually available. You can decide who to draw on your notes. It could be someone famous or it could be you!



You will be using the coins and notes you have made tomorrow.

English To design an invitation

This is the next part of our story 'The Adventures of the Egg Box Dragon'

Imagine you are the Queen planning a Royal Tea Party. Can you make an Invitation to send to your guests. As it is a Royal Tea Party the invitation would be quite formal.

Even the Queen got to hear about Egg Box Dragon. She was planning a big tea party and princes and princesses were coming from all over the world to visit.

But when she put her crown on, she discovered that the biggest and brightest diamond was missing!

The Queen was very worried and sent a royal car to Emma's home to ask for Egg Box Dragon's help.





Dear/to.....

You are cordially
invited to

Requests the
pleasure of your
company at.....

On.....

R.S.V.P

Invitations

1 Who have you invited?



2 What is the event?

3

Give a place



4



Give a date

5

Give a time



6

Ask for a reply




7

Tell your friend where to send it



PE – Use this link for a great movement lesson linked to castles, knights and dragons.

<https://www.bbc.co.uk/sounds/play/b03g6ty5>



Once you have finished you could imagine you have been asked to perform at the Queens Tea party. You could make up your own dance or use one of the many tutorials on line. Decide what music you would like to use and get moving.

