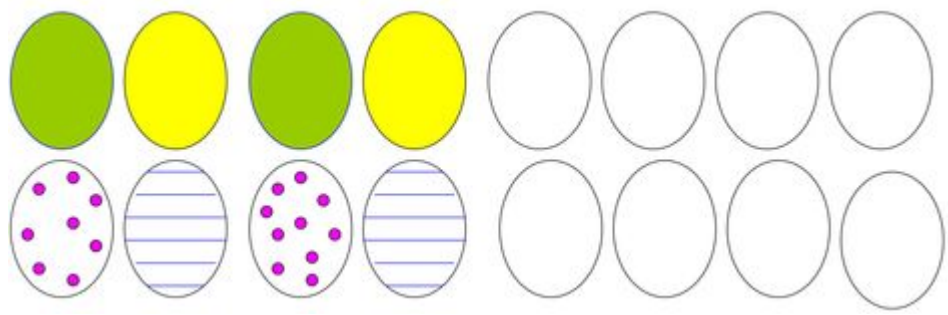


Reception – Here are some great fun suggestions for your child to continue their learning at home.



Can you finish these Easter egg repeating patterns. Now try and design your own repeating Easter egg patterns.



Make an Easter card. Here are some ideas I have found.



You could have a go at drawing the human body and researching as many body parts as you can. Then have a go at labelling it.









**PLEASE REMEMBER TO
READ EVERY DAY.**

How many sounds that we have learnt so far in this phase can you remember?

Phonics revision.



My Phase 3 Sound Mat

j 	v 	w 	x 	y 	z 	zz 	qu 
ch 	sh 	th 	ng 	ai 	ee 	igh 	oa 
oo 	oo 	ar 	ar 	ur 	ow 	oi 	ear 
air 	ure 	er 					

ink saving Eco



You can now log onto [phonicsplay.co.uk](https://www.phonicsplay.co.uk) for free using

Username **march20**

Password **home**

There are lots of games and resources to support phonics at home.

Can you practice your letter formation and remember the single sounds you have learnt so far? Perhaps you could have a go at writing the letters with your finger in shaving foam?

Year 1 and 2 Common Exception Words

Year 1

the they one
 a be once
 do he ask
 to me friend
 today she school
 of we put
 said no push
 says go pull
 are so full
 were by house
 was my our
 is here
 his there
 has where
 I love
 you come
 your some

Year 2

door gold plant clothes
 floor hold path busy
 poor told bath people
 because every hour water
 find great move again
 kind break prove half
 mind steak improve money
 behind pretty sure Mr
 child beautiful sugar Mrs
 children after eye parents
 wild fast could Christmas
 climb last should everybody
 most past would even
 only father who
 both class whole
 old grass any
 cold pass many



ink saving Eco

For spelling you can pick
5 to learn each week

Rainbow Words

First write your spelling words in pencil. Trace over the words 5 times, using a different coloured crayon each time.



ABC Order

Write out your spelling words in alphabetical order.



Pyramid Writing

Pyramid write your spelling words.

Try to write neatly!

Example: some s
 so
 som
 some



Fancy Letters

Write out each of your spelling words in using fancy writing. Your letters could be curly or dotty.

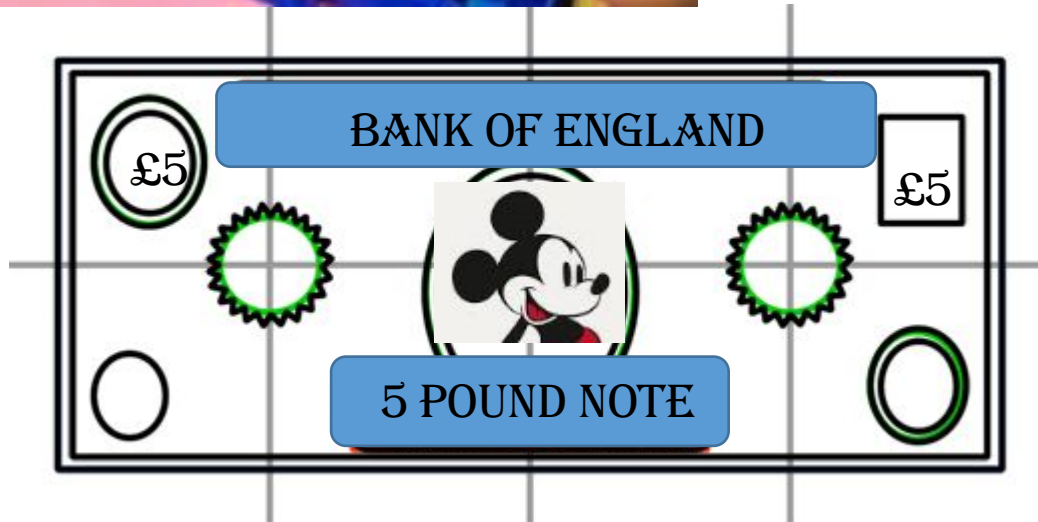


Some ideas of
fun ways to
teach spelling

Test yourself on the words you have been learning.

Maths- Money

As it is my last post before the Easter holidays today I would like you to set up a shop using your toys. You can design some price tags and use the money you made yesterday to practice making amounts to buy items and even working out change.



Art/English To make an Easter card.



Here are some of my ideas but feel free to design your own.



Decide who you are making the card for then you could write them a letter to tell them all of the lovely thing you have been up to and wish them a happy Easter.

