



**Phonics;** Today we are revising the sound 'ng' as in strong.


**ng**









king ring  
sing wing  
song long  
gang fang  
lung rung  
swing sting  
bring thing

This is a Seomra Ranga resource. It is free of copyright for classroom use. All other uses are strictly © copyright. All rights reserved.  
www.seomraranga.com

ng words  
English worksheets from urbrainy.com



Fill in the gaps to make the 'ng' words.

 si _ _	 wi _ _	 ba _ _
 ki _ _	 ri _ _	 ha _ _

ba \_ \_      si \_ \_  
so \_ \_      lo \_ \_  
ru \_ \_      ri \_ \_  
wi \_ \_      lu \_ \_  
ha \_ \_      pi \_ \_

ng      ng

Read the sentence and draw the picture.

The king can ring the bell.

Page 1

Remember to read everyday.





Finding Nouns		
Circle three nouns in each of the sentences below.		
Susan ordered pizza and chips.	I like to watch television when I eat my dinner in the evening.	I played tennis with Dave and Carla.
The car drove under the bridge and past the shop.	My sandwich has bacon and lettuce.	The song and dance lasted over an hour.
They rode the horse around the yard and through the field.	The girl drew the picture for her Mum.	The medicine was kept in a bottle in the cupboard.
Mark and his friend played football.	She bought a pink dress, purple shoes and a hat.	The artist created a painting using watercolours.

Can you identify the nouns in the above sentences?

Now try and write some sentences using the nouns you found around your house yesterday!

Direction. Hide an object in the room but do not tell your partner (family member) where it is!

- 1 Find a partner. Decide who will be guided first and who will be the guide.
- 2 Each guide gives their partner instructions to move around the room without bumping into any furniture or people to try and find the hidden treasure.
- 3 Use instructions like forwards, backwards, left, right as well as quarter, half, three-quarter and whole turns.
- 4 Then swap roles.



You may want to give more detailed information like 'take 3 steps forward then turn a quarter to your left'

I hope you enjoyed learning about Japan.

This week is your opportunity to research anything that you have not had a chance to learn about or you would like to spend more time on.

Maybe you might like to extend your knowledge of the Japanese language.

Maybe you might have a particular interest in Japanese food and would like to create your own recipe and do some more cooking.

Perhaps you are a budding artist and would like to do an extended art project.

You may have a particular interest in looking at Japanese architecture and could design your very own traditional Japanese house. You could create a model of this and write about it.

These are just ideas and this is a chance for you to guide your own learning. Have Fun!

It would be great to see some of the things you decide to research in more detail.



Koi carp salt painting.



Japanese fans



Japanese lanterns



Origami



Shodo is the Japanese art of Calligraphy

