

Kestrels Home Learning Friday 22nd May
Weekly tasks to do when possible:

Grammar and spelling: Using a thesaurus! Check out the slide about grammar and spelling.

Arithmetic: Practise multiplying whole numbers and decimals. Remember a whole number can always be changed to a fraction with 1 as the denominator. Challenge yourself by trying some mixed numbers.

Please make sure you are reading daily, for at least 20 minutes.

Japan Activities for the week!

Our weekly focus for this week is: Round up Research!

This week I would like you to use your time to find out anything else about Japan which you haven't found out yet! You could revisit any of the tasks from the previous weeks which you didn't manage to complete or research your own interests!

Feel free to present this information in any way that you would like.



Spelling and grammar

This week I would like you to practise looking up words in a thesaurus and finding some new words to use in your writing.

Below are some new words which I have learnt this week, can you find any words that interest you?

Crepuscular- relating to twilight, most active at dusk. An example- Many animals are crepuscular.

Auroral- relating to the dawn, most active at dawn. An example- some animals are auroral. Miss Stanley is far from auroral.

Write some sentences using the words and try to use them in speech throughout the day.

Challenge: Can you find a word which your family doesn't know?



Kestrels - Friday 22nd May 2020

Maths- To revise position and direction.

English- To review GMT.



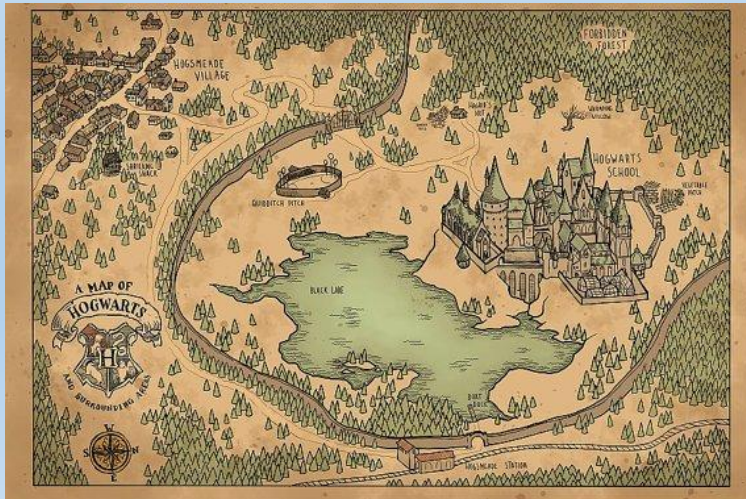
Maths:

For today you have a choice of activities!

On the next two slides are some activities for you to choose from to do with position and direction.

You do not have to do them all, maybe choose the ones you have to practise the most.

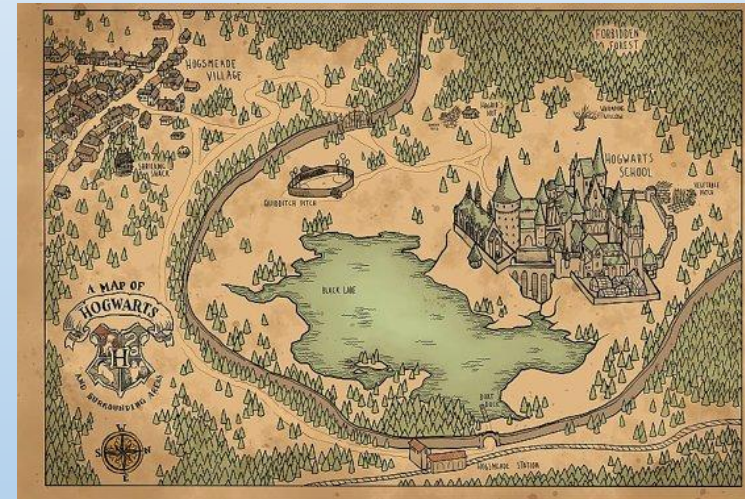
Lots of these are very practical!



Draw your own map! This could be of your local area, a theme park, from a story setting or a treasure island! Draw on a co-ordinate grid to your map. Can you write down the co-ordinates of the main points of the map? At what co-ordinate could you find the shipwreck for example? Or the forbidden tower?



Can you draw a map related to a story you have a read? Or draw a treasure map and then use your 8 point compass directions and knowledge of angles for turns to direct someone to a point on your map. Could you write a list of instructions and see if another person can follow your instructions and reach the place you had chosen? If you prefer not to draw your own map, there are plenty to download from your favourite stories online.

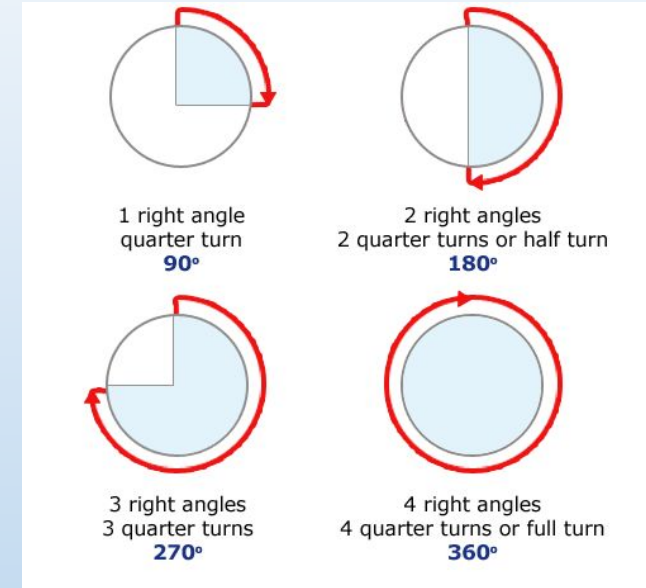
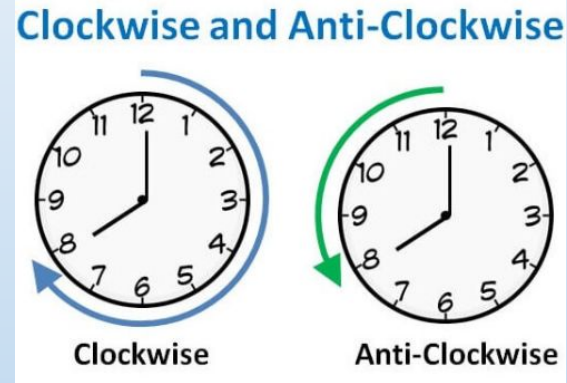


Create your own 8 point compass. Think about where you live, can you describe the direction of other places close to you using compass points? For example the local shop is in a North Easterly direction from my house.



Using chalk or materials you can find outside create your own four quadrant grid. Could you put items on your four quadrant grid and write down their co-ordinates? You could even create a large one using paper indoors if you're feeling creative!

Create an obstacle course in the garden and blindfold a member of your family. Can you direct them around the course using directional turns, how far would you need them to turn? Clockwise or anticlockwise?



Using what you have around the house, create some shapes. This could be wool, string, paper, lollipop sticks. Can you write down its properties? Does it have any parallel lines? What angles does it have? Challenge: Is it a regular or irregular polygon?

Can you draw a shape on a post-it note and stick it to another member of your family's head? Can you describe the shape to them using its properties to help them to guess it?



English

L.O: To review GMT.

Today you are going to write a review of the story of Goodnight Mister Tom. You can present this in any way you like. Think carefully about the parts of the story which you liked/ disliked to back up your points.

Challenge: Consider the fact that the intended audience for the book is older children. Could you present your review in an engaging way for children? For example, in a poster format which is colourful and exciting!

