



Can you go outside, or watch through the window, the cars that go by. Can you make a tally chart of the colours.

Now see if you can add up the totals by counting in 5s

<https://www.youtube.com/watch?v=cJ4jV14Oz5I>





















This link has a song to help you practice counting in 5s



In Mexico on the 16th September they celebrate independence day. Maybe you could make your own card to celebrate. Or make your own Mexican themed decorations.

colour	tally	how many?
black		
blue		
green		
grey		
orange		
red		
white		
yellow		


Odd One Out
Cross out the one that doesn't rhyme

 sleep	 sheep	 jeep	 car
 bell	 cat	 mat	 rat
 chop	 mop	 pop	 hot
 map	 beep	 snap	 cap
 jam	 clam	 wing	 ram

720 x 960 copyright watkins alexa's classroom

Look at these rhyming words. Can you spot the odd ones out?
Can you make your own Odd one out game? Remember use 3 words that rhyme and one that does not. You can draw pictures too!

Phonics;



<https://www.youtube.com/watch?v=ySRd-Amrd28>

Watch this you tube video to help you.



Remember to read everyday.



Can you think of another way to make the 'ou' sound?

Remember there are lots of games you can access on Phonics play for free at the moment to support phonics learning.

Username: **march20**

Password: **home**

<https://new.phonicsplay.co.uk/>

Have a go at writing a sentence with one 'ou' and one 'ow' word in it. For Example,

The house was brown.

Can you practise forming letters?

Spelling – This week I want you to focus on common exception words. See how many you can spell by the end of the week.

Year 1 and 2 Common Exception Words

Year 1

the	they	one
a	be	once
do	he	ask
to	me	friend
today	she	school
of	we	put
said	no	push
says	go	pull
are	so	full
were	by	house
was	my	our
is	here	
his	there	
has	where	
I	love	
you	come	
your	some	

Year 2

door	gold	plant	clothes
floor	hold	path	busy
poor	told	bath	people
because	every	hour	water
find	great	move	again
kind	break	prove	half
mind	steak	improve	money
behind	pretty	sure	Mr
child	beautiful	sugar	Mrs
children	after	eye	parents
wild	fast	could	Christmas
climb	last	should	everybody
most	past	would	even
only	father	who	
both	class	whole	
old	grass	any	
cold	pass	many	

English – Today we are going to learn about Bossy verbs (imperative verbs) as we need to know these when writing instructions.

What is an imperative verb?

- It is a bossy verb! It makes a sentence bossy! Use Miss Bossy to help you remember!
- It gives you an order or command
- They are direct and sharp.

- E.g. Line up for assembly.
- Turn left at the traffic lights.
- Mix the flour and eggs together.




When do we use them?

- We often use them in instructional writing.
- What types instruction can you think of?
- Recipes.
- DIY manuals.
- Game instructions
- Car directions.



For example!

- Hammer the nail into the wood.
- Turn right at the zebra crossing.
- First, pour the milk into the bowl
- Bounce across the yard.



Can you find the bossy verb?

- First, list the ingredients for the recipe.
- Jump on the spot.
- Next, cut along the dotted line.
- Stick the picture in the middle of the card.



What do you notice?
Where do bossy verbs go in the sentence?

Which sentences are bossy?

- Please very carefully lift the lid of the box.
- Lift the lid of the box.
- Gently remove the pie from the oven.
- Remove the pie from the oven
- When you have time, check to see if the paint is dry.
- Check to see if the paint is dry.



Mr. Chatterbox has made all Little Miss Bossy's sentences too long! They don't sound bossy anymore! Can you help Little Miss Bossy to take words away to turn them into sentences with bossy verbs? Remember! Bossy verbs and sentences sound like commands and instructions.



1. Please could you come over and fold the paper in half?
2. Could you carefully drive to the hotel?
3. Please pour the milk into the bowl.
4. When you are ready, line up at the door.
5. Take your coats off, but please do it carefully.
6. Gently remove the jelly from the mould.
7. If you want to, cut along the dotted line.
8. When you have time, add the icing to the cake.
9. Please close the door after you.
10. I think you should turn right at the traffic lights, don't you?

Mental Arithmetic – This week we will be doing some speed challenges to practise your knowledge of 2,5 and 10 times table facts and the related division facts.

Give your self one minute and see how many you get. I will post a new test each day for a week so keep a record of your scores and see if you improve.

<https://www.timestables.co.uk/1-minute-test/>






This is a good website to help you practise or for those of you who Are less confident can use this daily challenge instead.

$$\begin{array}{r} 6 \times 2 = \square \\ 10 \times 5 = \square \\ 55 \div 5 = \square \\ 8 \div 2 = \square \\ 8 \times 10 = \square \\ 10 \times 2 = \square \\ 10 \div 10 = \square \\ 8 \times 2 = \square \\ 25 \div 5 = \square \\ 0 \times 10 = \square \end{array}$$

Score:

Maths – This week we are focussing on data handling and today we will be making pictograms.

A pictogram is a chart that uses pictures to represent data. Pictograms are set out in the same way as **bar charts**, but instead of bars they use columns of pictures to show the numbers involved.

FRUIT	NUMBER OF CHILDREN WHO CHOSE IT
PEAR	
WATERMELON	
ORANGE	
APPLE	
BANANA	



Using the information you collected yesterday on your tally chart I would like you to make your own Pictogram to show the data. You can do this by drawing the pictures or you can get creative and use objects.

What would the pictogram look like if one picture or object represented 2. How would you show an odd number?

Over the next 4 weeks, for your topic work, you are going to be completing a project about Mexico! Everyone in the school is doing the same project so that if you have siblings, then you can all do similar activities and teach each other things. Activities will be posted weekly with a particular focus. Choose the activities you would most like to do and present them creatively! You can present your work however you like, for example, in the form of artwork, a scrapbook, a PowerPoint.

Suggested activities for Festivals. (Please feel free to do your own if you would prefer.)

- **Día de Muertos** is a very important festival in Mexico and although it is called the Day of The Dead it actually is a celebration of life. Can you find out some of the traditions that take place on the day of the festival? If you have the film COCO you could watch it and write a film review.
- **Dia de la Independencia** is Mexicos independence day. What date is this day celebrated on. Research how people celebrate. Can you research who Mexico used to be ruled by? Maybe you might like to design your own card to celebrate Mexican independence.
- Can you find out about the Easter festivals in Mexico. How is it different to how we celebrate Easter in this country? Do they give and receive Easter eggs?
- Find out about Three Kings Day. Maybe you could make your own crown and act out the story of the Three Kings.

- REMEMBER, you do not have to do all of these in a week, they are just ideas. Have fun.

