

Friday 26th June

Good morning!

Maths: To put our data about yesterday's hourly temperatures into a line graph.

English: To write a postcard from the city in bloom.

Suggested afternoon activities –

Mexico: This week we will be looking at festivals! Find some ideas on the last slide or feel free to look at other classes. Present your work however you want, in writing, art, PowerPoint, video or any other creative form!

Spelling: This week we are going to remind ourselves of split diagraphs and how they make long vowel sounds.

1) Rule 5: Explanation

Make sure you know the NAMES and the SOUNDS that the vowels make!

a e i o u

The 'e' can jump over one consonant to make one vowel say its name!

not > noe tap > tae cub > cue

THINK: Can you hear the 'e' at the end of these words? Why is it there?

Spelling: Can you get someone to test you on some words that follow the spelling pattern we have been practicing this week?



Arithmetic:


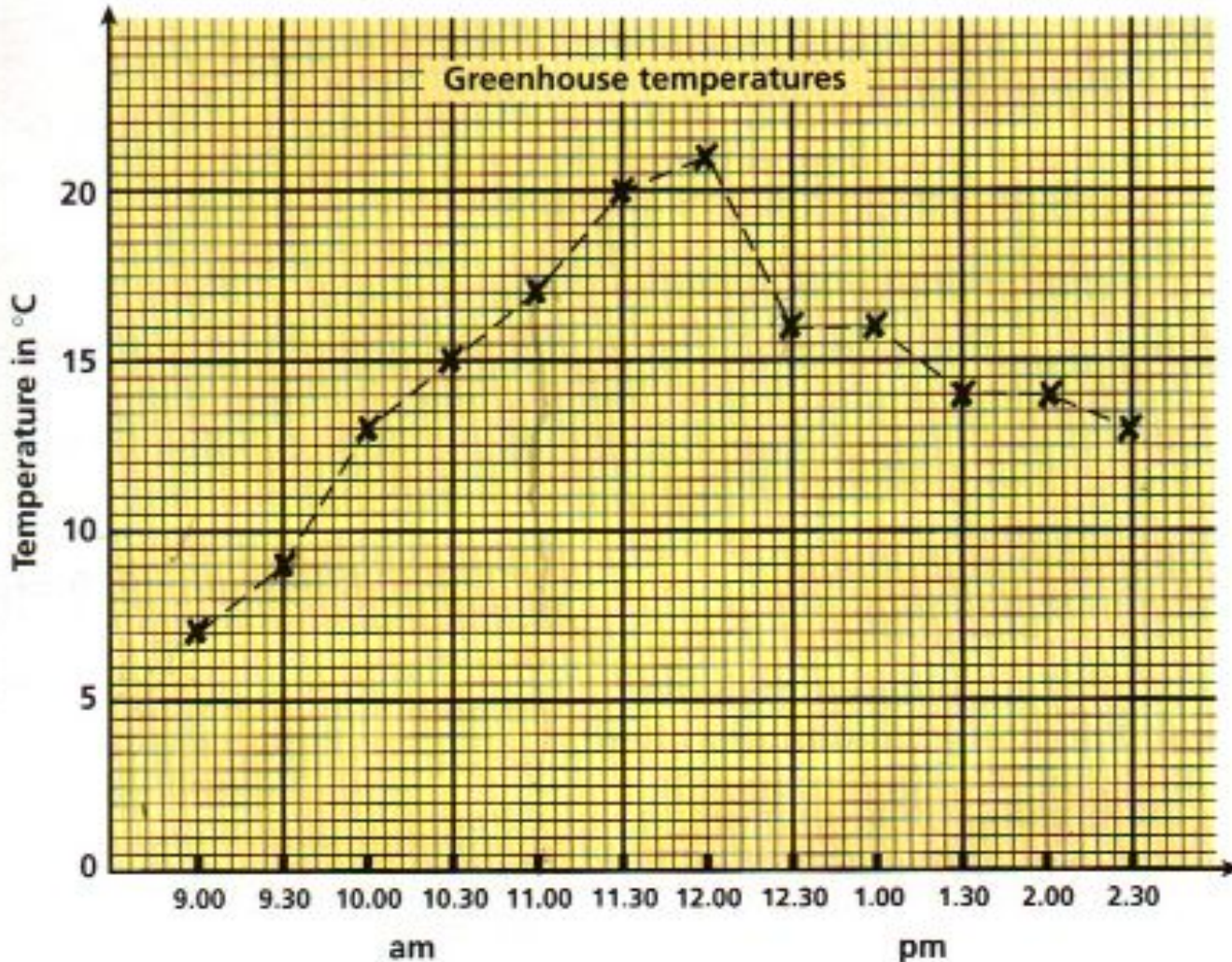
Year 3 -You need a pack of cards for this! With a partner deal each of you 4 cards. Turn them over and try to make a number closest to 5000. Think about place value to help you to do this. You could also deal 2 cards and make the closest number to 50 or three cards and make the closest number to 500.

Year 4 - do the same thing but with your cards, try to make a number that will round up to 5000 on one go and down to 5000 on the other. You can do the same thing with 2 or 3 cards for 50 or 500.

MATHS:

This week in maths we are looking at data handling. This includes collecting data and drawing tables and graphs, as well as answering questions about the information we collect.

WHAT A GOOD ONE LOOKS LIKE!



Here is an example of a well-drawn line graph.

It is good because it has:

- A title
- Labelled x and y axis
- Consistent scale that goes up in sensible intervals (steps)
- Clearly defined points
- Points joined up clearly

Today I would like you to use your data of the hourly temperatures that you created yesterday and put them into a line graph. Use the WAGOLL example from yesterday to help you.

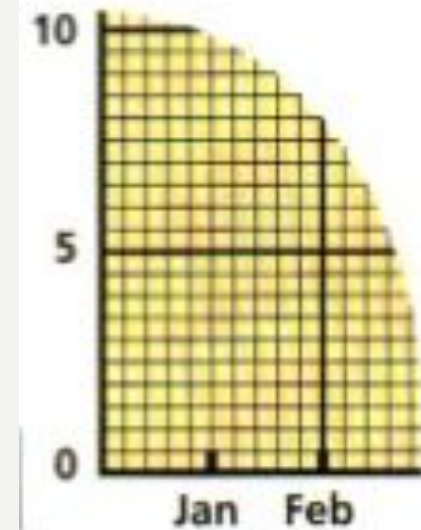
Steps to success!

- 1.) Make sure that you choose a sensible scale - you will need to look at the numbers in your results to do this and work out which numbers to put on your y axis to make these results easier to plot.
- 2.) Put the hours that you used along the x axis - for example, 10:00, 11:00, 12:00 etc.
- 3.) Label your x and y axis with what each shows.
- 4.) Give your graph a title that reflects what it shows.
- 5.) Put each result onto your graph with an X.
- 6.) Join each X in a smooth line.

If you were unable to plot your temperatures yesterday you can use this data from a garden log book on the number of rainy days in a year.

Garden Log Book												
Month	Jan	Feb	Mar	Apr	May	Jun	Jul	Aug	Sep	Oct	Nov	Dec
Number of rainy days	18	13	14	9	7	4	6	6	5	8	16	19

Here is a corner of a graph that you could use to help you draw your own.



ENGLISH: TO WRITE A POSTCARD FROM THE CITY IN BLOOM.

Look back at your city artwork from yesterday. Imagine that you are one of the following people:

- A tourist visiting the city for the first time
- A resident (someone who lives in the city)
- The old lady
- The girl

Now write a postcard to someone about the changes in the city. You might like to include some of your descriptive words and phrases from around the edge of your drawing. Tell them about the changes that have happened in your city and how you feel about it.



Mexico

Today we are starting a new topic of Mexico, which we will continue with for the next 4 weeks. This week we will be looking at festivals!

- 1.) Find out about the different festivals that are celebrated in Mexico. Can you make a calendar of celebrations?
- 2.) Can you research Carnavale and find out about some of the dances and music that are used to celebrate? Could you learn one?
- 3.) Find out about the town where Cinco de Mayo originates from. What is special about it?
- 4.) Can you find some recipes that are eaten at festivals and celebrations in Mexico? Could you try to make one?
- 5.) Research the Mexican National anthem. What festival is this sung at? Compare it to our national anthem. Are there any similarities? Which do you prefer?
- 6.) How do Mexicans celebrate the Day of the Dead? Can you create some artwork based on this celebration or create a sugar skull?
- 7.) Consider the religions of Mexico. What do they believe in and celebrate?