

Kestrels Home Learning Monday 15th June
Weekly tasks to do when possible:

Grammar: Investigate different tenses. When are they used? Write the same sentence in different tenses.

Spelling: Practise writing words with the suffixes -cial and -tial and then cover them and rewrite them.

Arithmetic: Practise saying the square numbers/ cube numbers up to 12×12 / $12 \times 12 \times 12$ (or beyond)

Please make sure you are reading daily, for at least 20 minutes.

Mexico Activities for the week!

I have suggested some activities below which are suitable for a Year 5/6 class but can also be done by younger children with some help.


Choose the activities you would most like to do and present them creatively! You can present your work however you like, for example, in the form of artwork, a scrapbook, a PowerPoint.

Our weekly focus for this week is Climate and Geography.

Please see the next slide for the activities.

Suggested afternoon activities for the week:

- Locate Mexico on a map and describe its location. What continent is it in? Which other countries are near it? Is it in the northern or southern hemisphere?
- Research the weather in Mexico. Is it similar to the weather in the U.K.? Why might this be the case? Could you create a temperature/rainfall graph to show the temperature/rainfall throughout the year?
- Are the seasons the same in Mexico? Why/why not?
- Research the plantlife in Mexico. Are there any species of plant native to Mexico? Could you draw or paint these?
- Research the wildlife of Mexico. Present this information in a fun way- perhaps in a poster.
- What is the landscape of Mexico like? Are there any famous mountains or rivers? Is it similar or different to the U.K.?
- Have there been any big natural disasters in Mexico? Why have these happened? You could write a newspaper report of one of these or a diary entry from someone who was there.
- Research famous landmarks in Mexico.
- Research the capital city of Mexico and compare it to other capital cities.



Maths

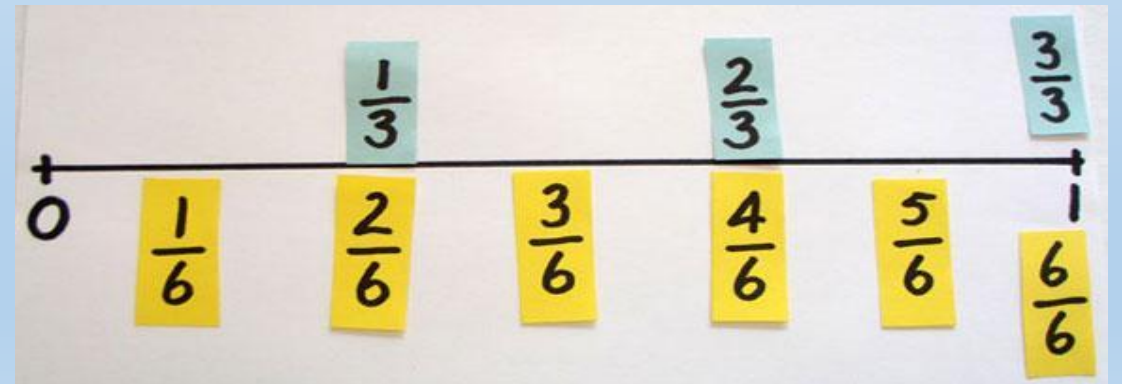
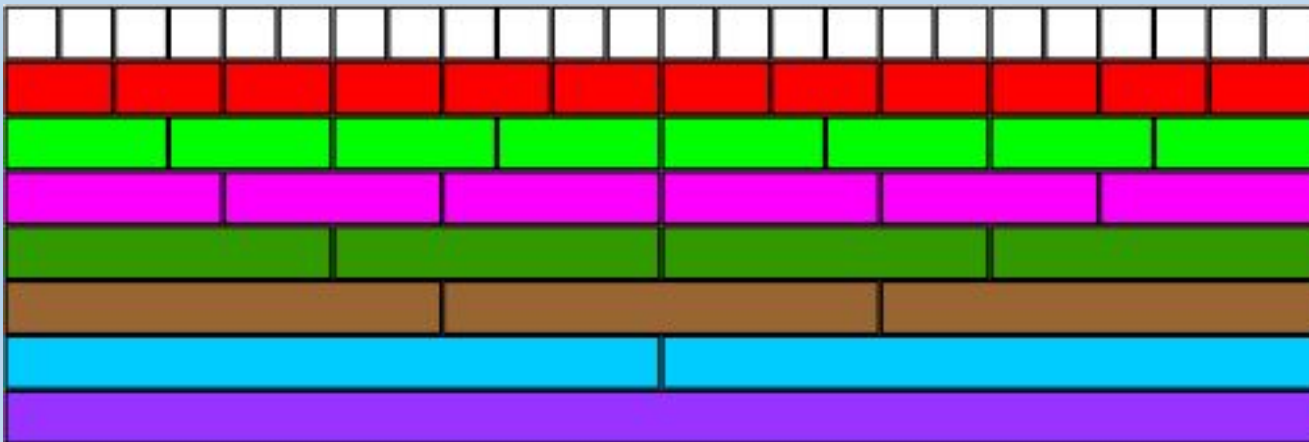
L.O: To create a numberline using fractions.

Make your own fraction numberline, adding equivalent fractions.

Here you can find a link to an interactive fraction wall, can you pick out some equivalent fractions from the fraction wall?

<https://www.visnos.com/demos/fraction-wall>

Challenge: Complete some of the challenge cards on the next few slides- There are 3 levels of challenge.





Compare and Order

Compare and order fractions

$$\frac{3}{8} \quad \square \quad \frac{1}{4}$$



Compare and Order

Compare and order fractions, including fractions > 1

$$\frac{11}{8} \quad \square \quad \frac{5}{4}$$



Compare and Order

Compare and order fractions, including fractions > 1

Order the following fractions:

$$\frac{8}{5} \quad 1\frac{5}{8} \quad \frac{17}{20} \quad 1\frac{7}{12}$$

Compare and Order

Compare and order fractions

$$\frac{3}{8} > \frac{1}{4}$$



Equivalence

Use common factors to simplify fractions

$$\frac{15}{24} = \frac{5}{\square}$$



Equivalence

Use common factors to simplify fractions

$$\frac{15}{40} = \frac{\square}{8}$$

**Equivalence**

Recall and use equivalences between simple fractions, decimals and percentages, including in different contexts

Which is greater? 0.6l or $\frac{1}{2}$ of a litre?

**Equivalence**

Recall and use equivalences between simple fractions, decimals and percentages, including in different contexts

Which is greater? 0.75l or $\frac{4}{5}$ of a litre?

**Equivalence**

Recall and use equivalences between simple fractions, decimals and percentages, including in different contexts

Which is greater? 0.7l or $\frac{2}{3}$ of a litre?

English

L.O: To read up to the end of page 16 and answer questions.

<https://docs.google.com/viewer?a=v&pid=sites&srcid=YWJwbNByLm9yZ3xlbmdsaXNofGd4OjZhMjExYmUwOTlkOTk4MzU>

The whole book can be found here!

We have read to chapter 7 already!

Answer these questions after reading:

Why didn't Elya want to marry Myra in the end?

Is there a lesson to this story? What do you think it is?

What do you think about this part of the story? Why do you think the author included it?

