

Monday 29th June

Good morning!

Maths: To make links between a pattern of matches and triangles.

English: To listen to the end of The Promise and consider your response to it.

Suggested afternoon activities –

Mexico: This week we will be looking at the culture and traditions of Mexico! Take a look at the suggested activities on the last slide. Feel free to look at ideas from other classes too!

Present your work in written, picture, poster, model or any other form you like!

Spelling: This week we will be looking at when to use the 'oi' spelling and when to use 'oy'.

You usually use 'oy' at the end of a root word.

toy destroy annoy

You usually use 'oi' at the beginning or in the middle of a root word.

oil coin spoil noise

HOWEVER use 'oy' before a vowel... otherwise it will look strange!

royal not roial!

Which words use 'oy'? Why?

Which words use 'oi' instead? Why?

joy

soil

annoy

foil

destroy

boil

point


noise

oily

THINK: Why is 'oy' used in the middle of the words 'toyshop' and 'deployment'?

ARITHMETIC:

Can you work out the missing lengths in these pieces of string? You could get a piece of string of the same length and do this practically if it helps you.



This string is 18cm long. Length A is 7cm long. How long is length B?

The **middle section** of the string is the lengths of C and D put together. What is the total length of the string?

MATHS:

This week in maths we are looking at solving problems that may involve spotting patterns, missing numbers and making links. Today we will be looking at a problem involving triangles and matchsticks!



Discuss....

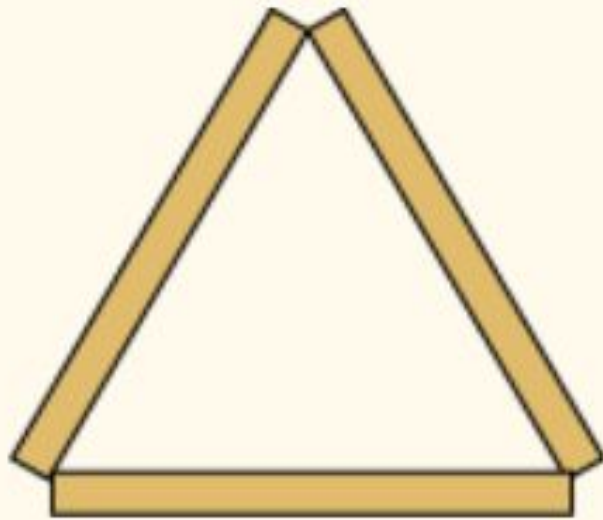
Do you sometimes see patterns around you? For example, you might see patterns in sequences of cars in traffic sometimes - maybe, just by chance, every fourth car was blue.

Or, perhaps your flower beds have patterns of different flowers and colours in them.

Think about any patterns you might have seen and talk about them with someone!

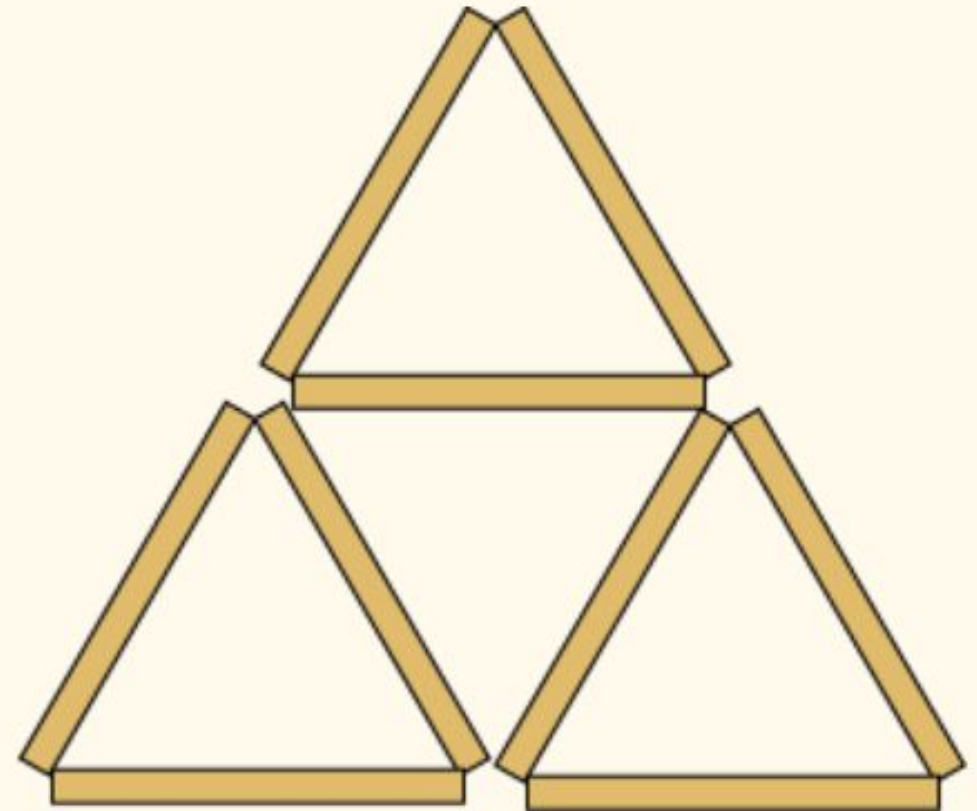
I was exploring a puzzle in which headless match sticks had to be moved to make a different number of triangles.

I made one small triangle



3 matches

I made it into 4 small triangles by adding 6 matches.



Can you count how many matches are used in the picture with 4 triangles?

Now try to predict how many more matches would be needed to make another row of triangles underneath the second one?

See if you can carry on predicting how many matches you would need to add to make a triangle with 4 rows?

What about 5 rows? 6 rows? 7 rows? 8 rows?

Once you have guessed how many matches you will need, you could try to test it by either drawing the triangles in your exercise book or having a go at making them yourself using matchsticks or lolly sticks.

- Can you see a link between the number of rows and the total number of matches?
- Can you see a link between the number of small triangles and the total number of matches?

row	number of triangles	number of sticks

If it helps, you could draw a table like this one to help you see links between the numbers!

ENGLISH: TO LISTEN TO THE END OF THE PROMISE AND CONSIDER YOUR RESPONSE TO THE STORY.

You can listen to the rest of the story here read by the author, Nicola Davies:

<https://vimeo.com/73026206>

After you have listened, either talk to someone about what you thought of the story or answer the questions in your exercise book.

Here are some questions you might like to consider:

- 1.) What did you like/not like about the story?
- 2.) Do you think the girl's character changed throughout the story? In what ways?
- 3.) How does the story come 'full circle' in the end?
- 3.) What message do you think the author is trying to spread through her book?
- 4.) Did this book remind you of anything else you have read?
- 5.) Who would you recommend this book to and why?



Mexico

This week we are looking at the culture, language and traditions of Mexico.

- 1.) Practice some Spanish on the website Duolingo (you will need to make an account, but this is free). You could also try to find some ancient Aztec words!
- 2.) Find out about the Mayans and the Aztecs- traditional indigenous people of Mexico. How did they live, eat and work? What did they do for fun? What happened when the Spanish came to Mexico? Maya information and clips: <https://www.bbc.co.uk/bitesize/topics/zq6svcw>
- 3.) Research Aztec Gods. Can you draw one and label the diagram with any special features they have?
- 4.) Find out about Ojos de Dios (God's eyes) and try making your own. What do they represent? What were they used for and by whom?
- 5.) Research some traditional Mexican foods and try to make them. You could make salsa and dips and eat them with tortillas and nachos. Or try something more exotic like mole or tres leches cake!
- 6.) Explore Mexico's links with chocolate: <https://www.bbc.co.uk/bitesize/articles/zngsqp3>
Can you come up with your own price list using chocolate as money? What could 1 chocolate bar buy you? What could 10?
- 7.) Find out about ancient ball game called 'pltz' played by the Mayans and try playing it yourself.

