

## Reception




Can you create your own Mexican Folk Art. Take a piece of card and stick string to it to create a pattern. Then cover it with Tin foil. Press down the foil to reveal the pattern underneath. Then using felt tips colour each section to create some beautiful art.



Can you write each letter of your name using the correct letter formation. If you can do this beautifully try and write your Surname.

Do you know this nursery rhyme. Sing it with your family to help you with your taking away.



## Subtraction



Have a go at taking away using some of your small toys. You could make a shark like this one and feed to the toys to him as you take them away.

# Phonics;



Remember there are lots of games you can access on Phonics play for free at the moment to support phonics learning.

Username: **march20**

Password: **home**

<https://new.phonicsplay.co.uk/>

Today I would like you to make your own sound picture. Decide on the sounds you still need to focus on.

It may be single a sound or a particular digraph you keep forgetting. You could use glue and glitter or make a collage of the sound to help you remember it



Remember to read everyday.



Can you practise forming letters?

# Spelling –

## Spelling Challenge! 'OI' and 'OY' Words



LOOK, COVER, WRITE

Practise spelling these challenging words.

If you make a mistake, correct it and try again.

LOOK 	WRITE 	WRITE 	WRITE 
1. oil			
2. join			
3. coin			
4. point			
5. soil			
6. boy			
7. toy			
8. enjoy			
9. annoy			
10. cowboy			

Use the rule you learnt yesterday to learn these spellings.

You can ask someone to test you at the end of the week.



English. Hope you managed to find lots of different words for said. Here are some of the ones I have found.

# Speech Marks

Speech marks and speech bubbles show someone is speaking.



Put in the missing speech marks

What is the weather like today? asked Susan.

I'm bored, said Andrew.

John shouted, leave him alone!

“ ”

“ ”

“ ”

I like to watch television in the evenings.

Mr Samir said, "I like to watch television in the evenings."

We write what the person says inside the speech marks.

"Would you like to play football?" asked Colin.

Would you like to play football?



Can you add speech marks to these sentences?

“”

Hello, said the man.

---

What are you doing? said Fred.

---

Stop! shouted the policeman.

---

Wait a minute, said Mark. Don't I know you from somewhere?

---

---

I know what we'll do, said Lucy. We'll go to the pictures.

---

---

Now try these.

Can you change the word said to make the speech more interesting?



Work out the value of each symbol.

$$\triangle + \triangle = 18$$

$$\triangle + \diamond = 30$$

$$\star - \diamond = 10$$

How can you work out the values of the shapes?

If 2  Equal 18 we can work out that one must equal 9. If we know the triangle is equal to 9 then the must  equal 21, because  $9 + 21 = 30$

Now try and complete the final sum with the information you already have.

### Challenge 1

Can you work out the values of each shape?

$$\star + \star = 20$$

$$\heartsuit - \star = 7$$

$$\heartsuit - \heartsuit = \triangle$$

Now see if you can do this one.



Over the next 4 weeks, for your topic work, you are going to be completing a project about Mexico! Everyone in the school is doing the same project so that if you have siblings, then you can all do similar activities and teach each other things. Activities will be posted weekly with a particular focus. Choose the activities you would most like to do and present them creatively! You can present your work however you like, for example, in the form of artwork, a scrapbook, a PowerPoint.

### **Suggested activities for Art and Craft (Please feel free to do your own if you would prefer.)**



You could make your own water bottle **Maraca** and use it to play in your own Mariachi band. Using an empty water bottle wrap it top to bottom with masking tape. Fill your bottle with seeds and replace the lid. Decorate it then shake, shake, shake!

Frida Karlo is a famous Artist from Mexico, she wore colourful flower head bands. You could use tissue paper to make your own flowers and stick them to some card to make a flower head band. Make it as big and bold as you like!



<https://tinkerlab.com/how-to-make-a-gods-eye-craft/> **Gods eyes** originally came from Huichol people of Central Northwest Mexico and were created as protective and spiritual symbols. Using wool and 2 sticks tied together you can weave your very own. You can have a look at the link to help you.

Can you create your own Mexican Folk Art. Take a piece of card and stick string to it to create a pattern. Then cover it with Tin foil. Press down the foil to reveal the pattern underneath. Then using felt tips colour each section to create some beautiful art.



- <https://feltmagnet.com/crafts/mexican-crafts-2> Have a look at this website for some more ideas.
- REMEMBER, you do not have to do all of these in a week, they are just ideas. Have fun.