

Thursday 9th July

Good morning!

Maths: To fill in missing numbers in a number pyramid.

English: To design the layout of your newspaper report and fill in the pictures, captions and heading.

Suggested afternoon activities –

Mexico: This week we will be looking at Mexican art and crafts! Take a look at the suggested activities on the last slide. Feel free to look at ideas from other classes too!

Spelling/Grammar: To use possessive apostrophes for singular and plural nouns.

Singular nouns

A **singular noun** is a noun referring to just one person or thing.

For example: **Cat**

When you want to show that something belongs to that person or thing, you add a **possessive apostrophe** and an **s**.

For example: **The cat's tail was fluffy.**

's shows that the tail belongs to the cat.

Top tip! If a singular noun already ends in **s**, you don't need to add another **s**. You can just add an **apostrophe** at the end.

For example: **Charles' cat was naughty.**



Plural nouns ending in s

Plural nouns refer to more than one person or thing.

For example: **Brothers**

To show possession when the noun is plural and already ends in **s**, you just add an **apostrophe** to the end of the word. You **don't** need to add an extra **s**.

For example:

The brothers' feet were muddy.

The girls' bathroom was a mess.

Add possessive apostrophes into these sentences. Remember that they are plural as there is more than one horse and more than one lady.

- 1.) The horses hay had run out.
- 2.) All of the ladies ball gowns were beautiful.

Read the story summary below, then re-write it using **apostrophes for possession** to make it easier to understand and flow better.

For example:


The sail that belonged to the boat rippled softly in the breeze.

The boat's sail rippled softly in the breeze.

You need to change eight sentences.

Top tip!

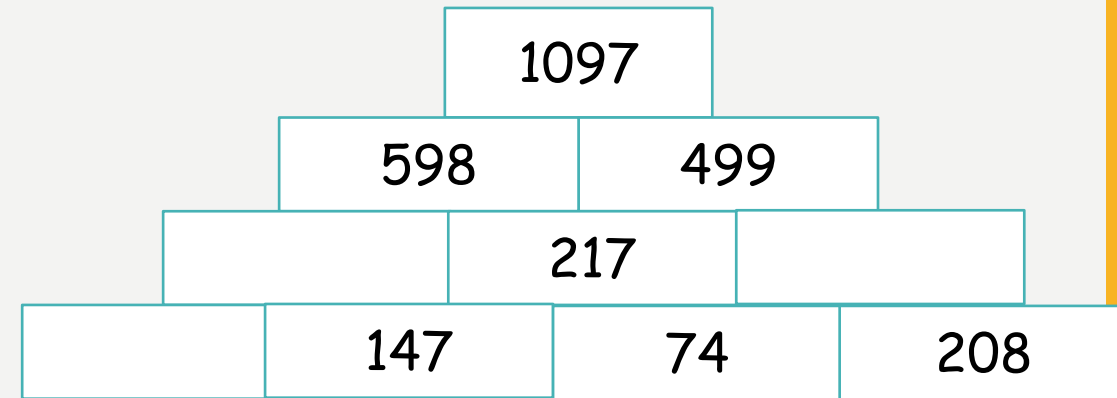
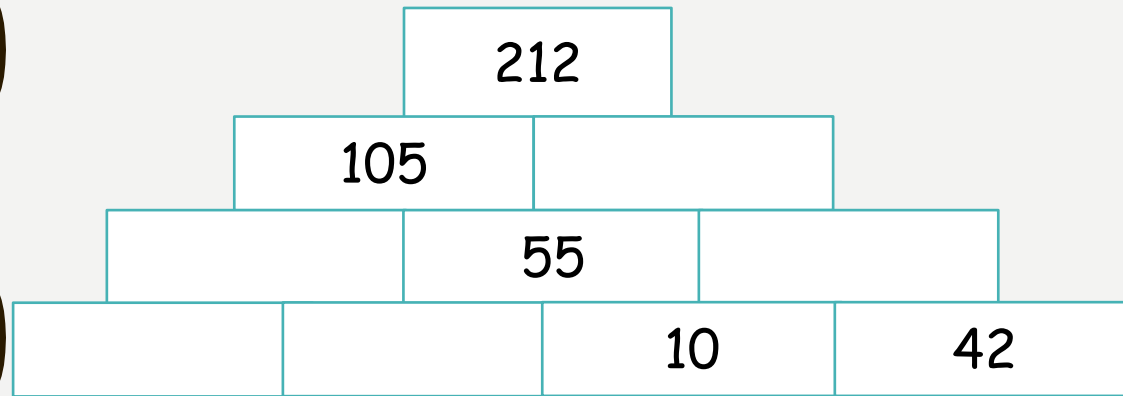
Watch out for **plural nouns** and remember the rule for them is slightly different: you just add an apostrophe – no extra s.



Near the edge belonging to a cliff, on a peaceful and isolated patch of land, there was an inn. The inn was run by a young boy called Jim Hawkins. The mother that belonged to Jim was exhausted. One day, a strange thing happened. An old sailor pushing a huge chest appeared at the inn. The pony tail that belonged to the man hung low on his back and he wore an earring in his left ear. He told Jim to call him 'Captain'. The chest that belonged to the Captain was very heavy so Jim helped him carry it into his room.

Arithmetic:

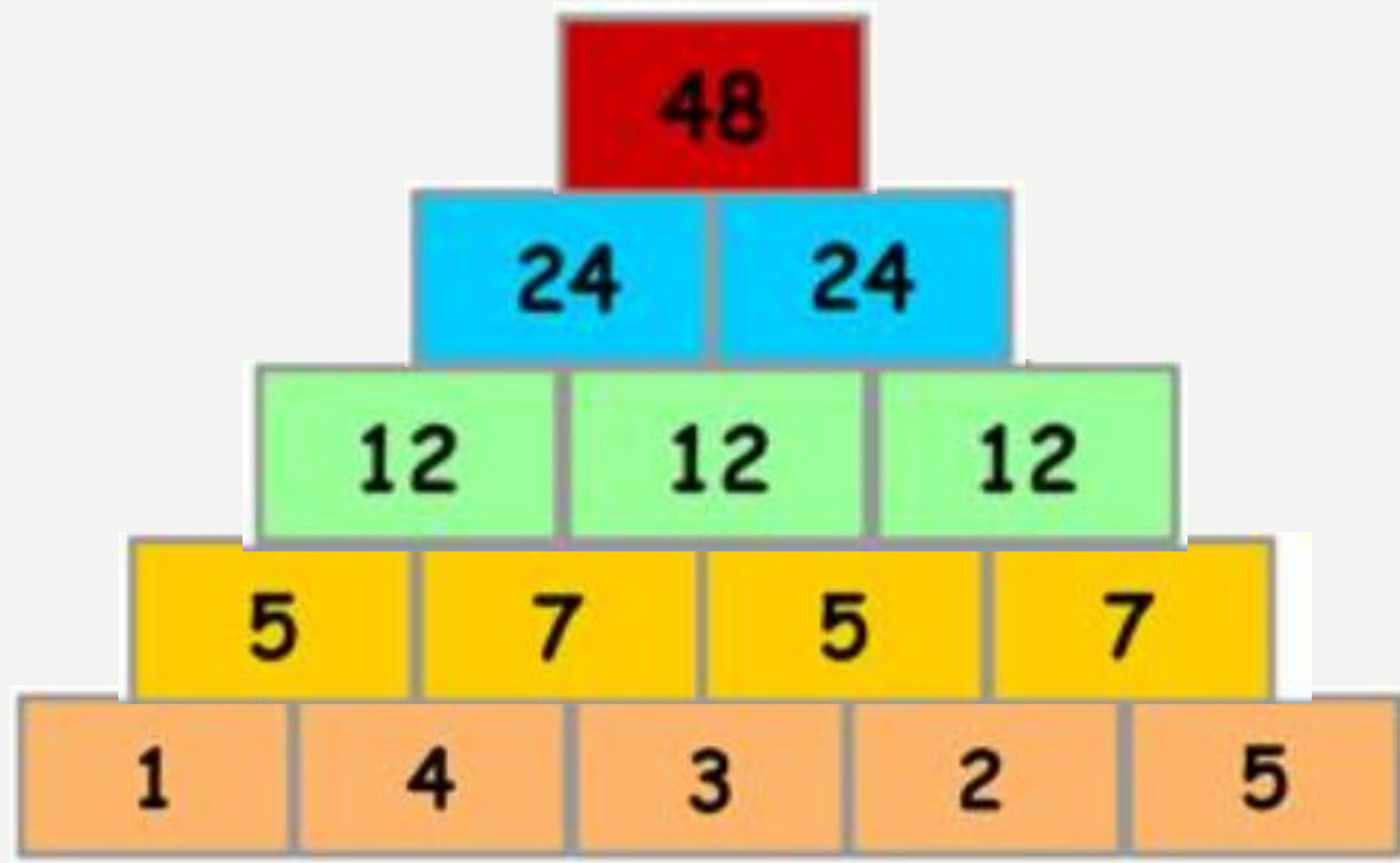
To fill in missing numbers on a pyramid using addition and subtraction.



Can you find the missing numbers in these addition and subtraction pyramids?

The total at the top is made by adding the two numbers below. Then those two numbers are made by adding the two below them and so on.

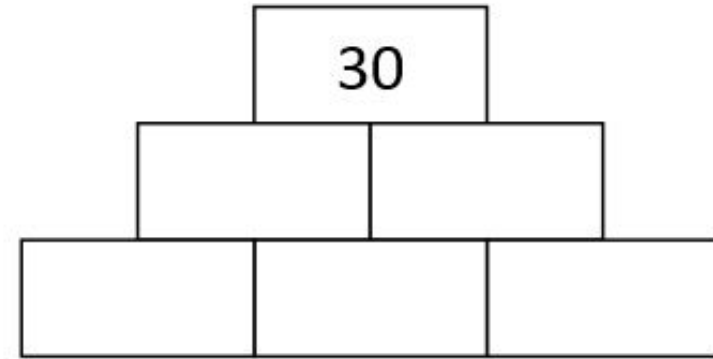
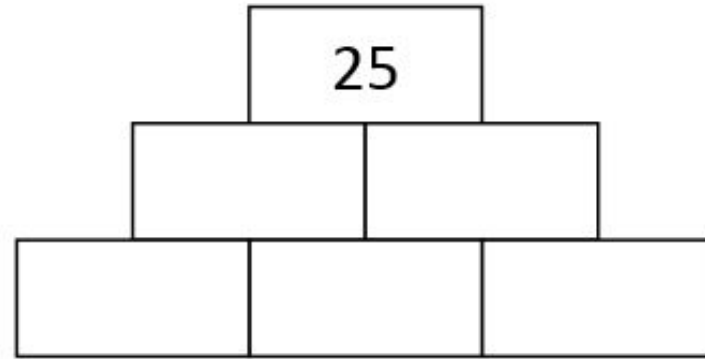
MATHS: To rearrange numbers in a pyramid to make the highest and lowest total in the red box.



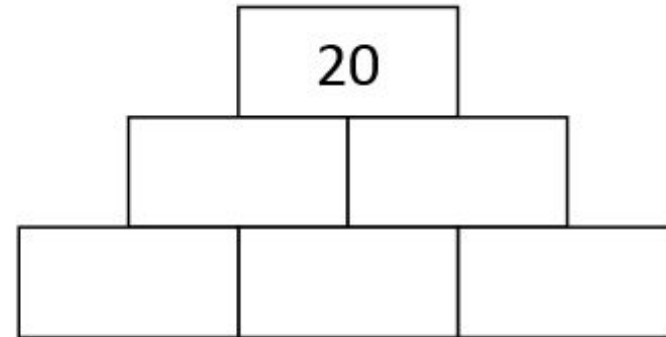
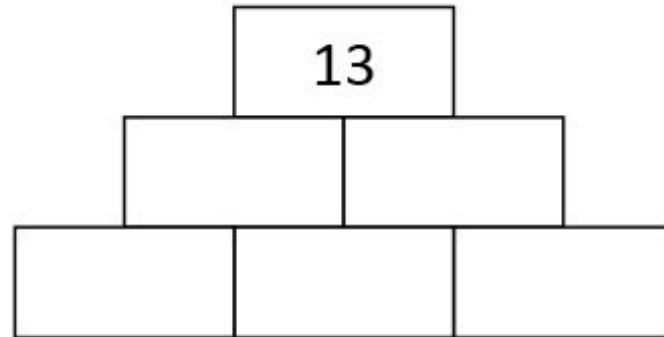
Using the numbers 1 to 5 only once, rearrange the bottom set of numbers on the pyramid to give you the highest possible total in the top red block. Then try to find the lowest possible combination.

Extension: These number pyramids are completely blank apart from the top number! Choose 3 of the numbers you have been given to put in the bottom row so the pyramid adds up to the top number.

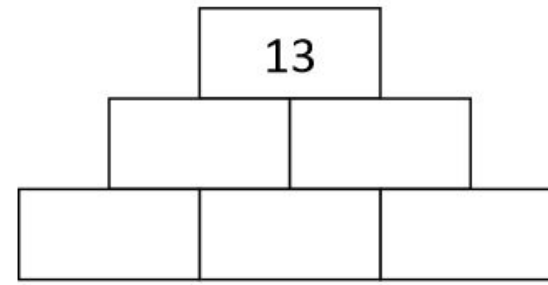
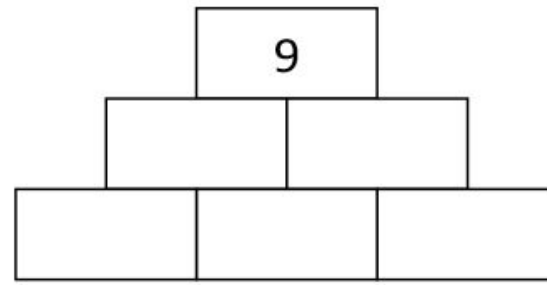
2,8,10,11



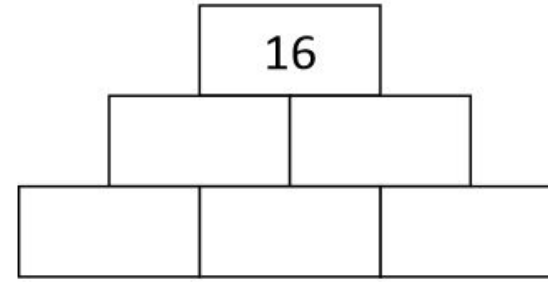
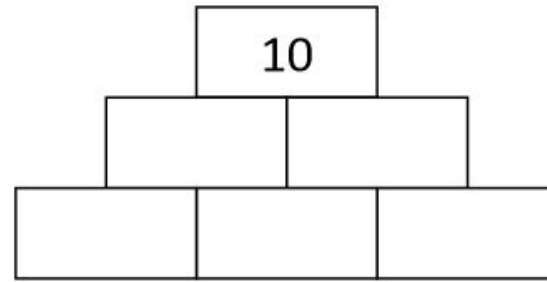
0,6,7,8



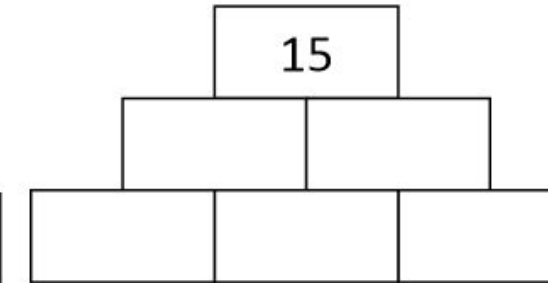
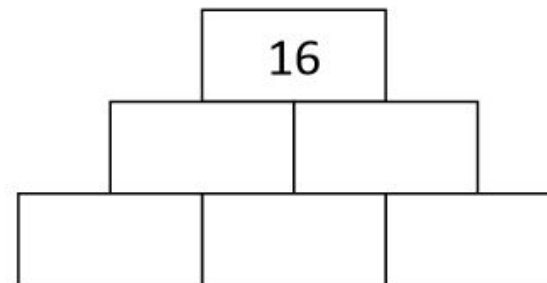
1, 2, 3, 4



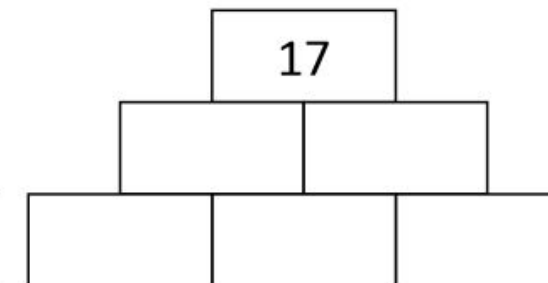
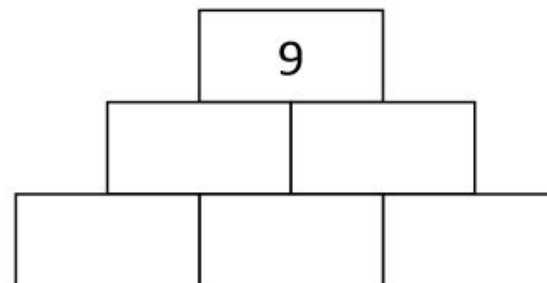
2, 2, 4, 6



5, 3, 2, 7



8, 3, 1, 4



ENGLISH: To plan the layout of your lighthouse incident newspaper report.

Today I would like you to plan the layout of your newspaper report. You can draw it out either in your workbook or on a blank piece of paper if this is easier for you. You are also welcome to do it on a computer as a word document if you prefer.

Think about the different boxes you will need:

- You might like a box for a newspaper name, one for the heading of your report and then the pictures and captions you worked on yesterday.
- You will then need to draw the columns for your writing to go in.
- Once you have done this you can draw your pictures in from yesterday and write your captions. You can also come up with a name for your newspaper and a heading for your report that tells the main points of the story.
- Tomorrow you will write your report including the quotations you created on Monday.

Examples of newspaper report designs:

Stolen
Mona Lisa found

The world's most valuable painting, the Mona Lisa, stolen from the Louvre in Paris more than two years ago, has been recovered in Italy.

Police, acting on a tip-off, yesterday arrested the thief, Vincenzo Peruggia, (also spelt Perugia) as he was trying to sell the Mona Lisa to an art dealer in Florence. Peruggia, using the alias Leonardo Vincennes, wanted 500,000 lire for the masterpiece.

He visited the dealer, Alfredo Gert, to his hotel and removed the painting from the base of a trunk. Gert asked if he could take the painting to the city's official museum to make sure that it was the real thing, and had not been damaged. He then called the police, who went to the hotel and arrested Peruggia.

Enigmatic smile
The Mona Lisa was painted in the 16th century by Leonardo da Vinci and was known as the lady with the enigmatic smile. It was the most highly prized exhibit in the celebrated Louvre museum in Paris.

In theft in August 1911 baffled the police and created an international scandal.

Investigating officers were astonished to discover that, during the robbery, the painting was unguessed - the security guard had left his post for a break.

They were also angry that the alarm was not raised until more than 24 hours after the theft had taken place. Apparently, staff thought that the painting had been taken to be photographed for a future exhibition.

During the two years that the Mona Lisa had been in Peruggia's possession, the police never came close to solving the crime.

Without suspicion
Peruggia came to Paris as an immigrant from Italy and worked in the museum. Police explained that, as an employee, he was able to leave the building without suspicion.

Thief says it was 'so easy'

Interviewed after his arrest, Peruggia confessed that on the day of the theft he hid in a closet at the end of his shift and, when he saw that the coast was clear, he took the painting from the wall, removed the picture from the frame and hid it underneath his coat. Then he just walked out of the museum.

He also told police that he had stolen the painting because he thought it should be returned to his home country of Italy, rather than hang in a foreign museum.

When police charged him with pulling off one of the greatest art thefts in history, Peruggia said: "It was so easy".

Tina Saunders



Newspaper name
Date
Headline

Pictures - make sure you include captions with yours!

This is an interesting way of including quotations that you may like to try!

PENHILL NEWS

Date : Monday 25th January 2016

Written by: Alex Jameson

Dangerous dragon on the rampage in local school!



Yesterday, Seven Fields Primary School, was attacked by a terrifying dragon in the middle of the night, while the caretaker slept soundly.

The vicious dragon left a trail of destruction in its wake. The school field bares the scorch marks of its powerful flames and the walls of the classrooms are smothered in claw marks. Not only that, the classrooms were ransacked and furniture smashed to smithereens.

Chris, the school caretaker, was only roused to the situation when the school alarm sounded to which he rushed to the school immediately, only to be faced with the beast! Chris told Penhill News that he was feeling petrified about the near death experience. 'I never expected to be confronted with that, I was half expecting it to be some pesky kids from the estate. I haven't slept a wink since the incident' he said.

The kitchen fridges were emptied and a fire ripped through the school hall. Mrs McCormick, the school's head teacher, is saddened by the attack and the interruption to the children's learning. She told us earlier today: 'The majority of our children rely on our delicious, hot school meals and now we have nothing to feed them. The children are missing valuable school time but we endeavour to open ASAP.'

Luckily, the caretaker's dog, named Rocky, barked and scared off the dragon which flew away hastily before the police arrived at the scene. CCTV from the school cameras clearly show the dragon, which is believed to be a Welsh Green, wrecking the outstanding primary school.

The school remains closed while the incident is investigated by the police and the repairs are carried out. Meanwhile, there have been no reported sightings of the dragon but a dragon slayer has been employed to exterminate it before any more havoc is caused.

Mexico

This week we will be trying to create some Mexican arts and crafts.

1.) Create some tissue paper fan decorations for Cinco de Mayo.

2.) Paint some stone cacti.



3.) Follow this tutorial to make a mini maraca and mini sombrero:

<http://www.redroko.com/2009/04/15-minutes-make-it-cinco-de-mayo.html>



4.) Try sewing some sugar skull sachets using this tutorial:

<http://adventures-in-making.com/diy-felt-sugar-skull-sachets/>

5.) Try making some 'nichos'.

<https://www.kitchentableclassroom.com/diy-nicho-boxes/>

Can you find out the history behind them and which celebration they are offerings for?

