

Wednesday 8th July

Good morning!

Maths: To work out different combinations of animal legs that equal 12.

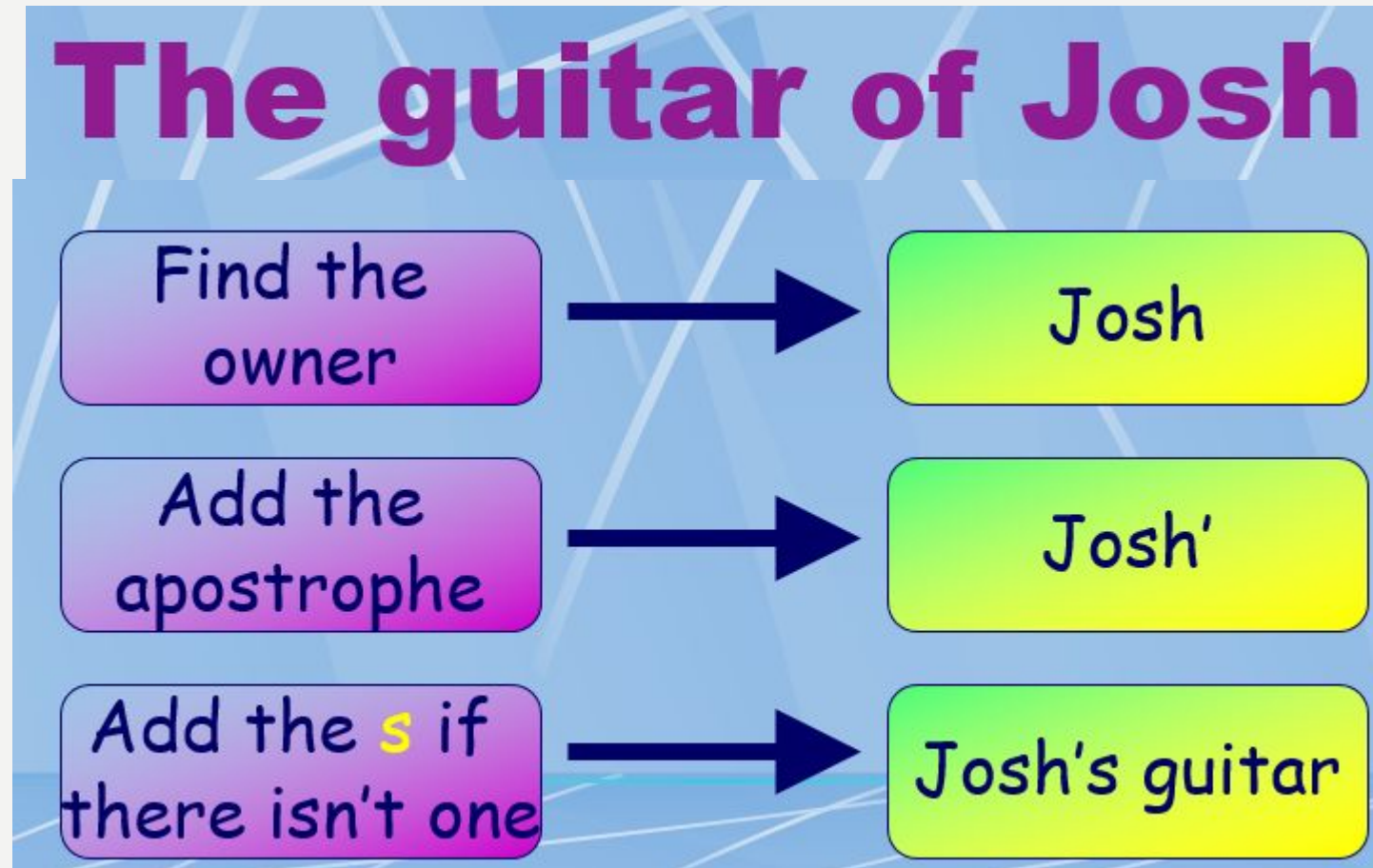
English: To write and illustrate captions.

Suggested afternoon activities –

Mexico: This week we will be looking at Mexican art and crafts! Take a look at the suggested activities on the last slide. Feel free to look at ideas from other classes too!

Spelling/Grammar: For the rest of the week we will be using apostrophes in a different way, to show possession.

As well as to contract two words together like the ones we practiced earlier in the week, apostrophes can also be used to show belonging.



The car of my parents

Find the owner



my parents

Add the apostrophe



my parents'

Add the **s** if there isn't one



my parents' car

Because there is already an 's' on the end of the word parents, we don't need to add another one.

Rewrite the sentences below with the correct use of a possessive apostrophe. Follow the rule above.



The cat belonging to the boy.



The bone belonging to the dog.



The spaceship belonging to the alien.

Arithmetic: To estimate a missing number.

$$1.) 45 \times \square = 495$$

$$7.) 33 \times \square = 165$$

$$2.) 16 \times 9 = \square$$

$$8.) 71 \times \square = 284$$

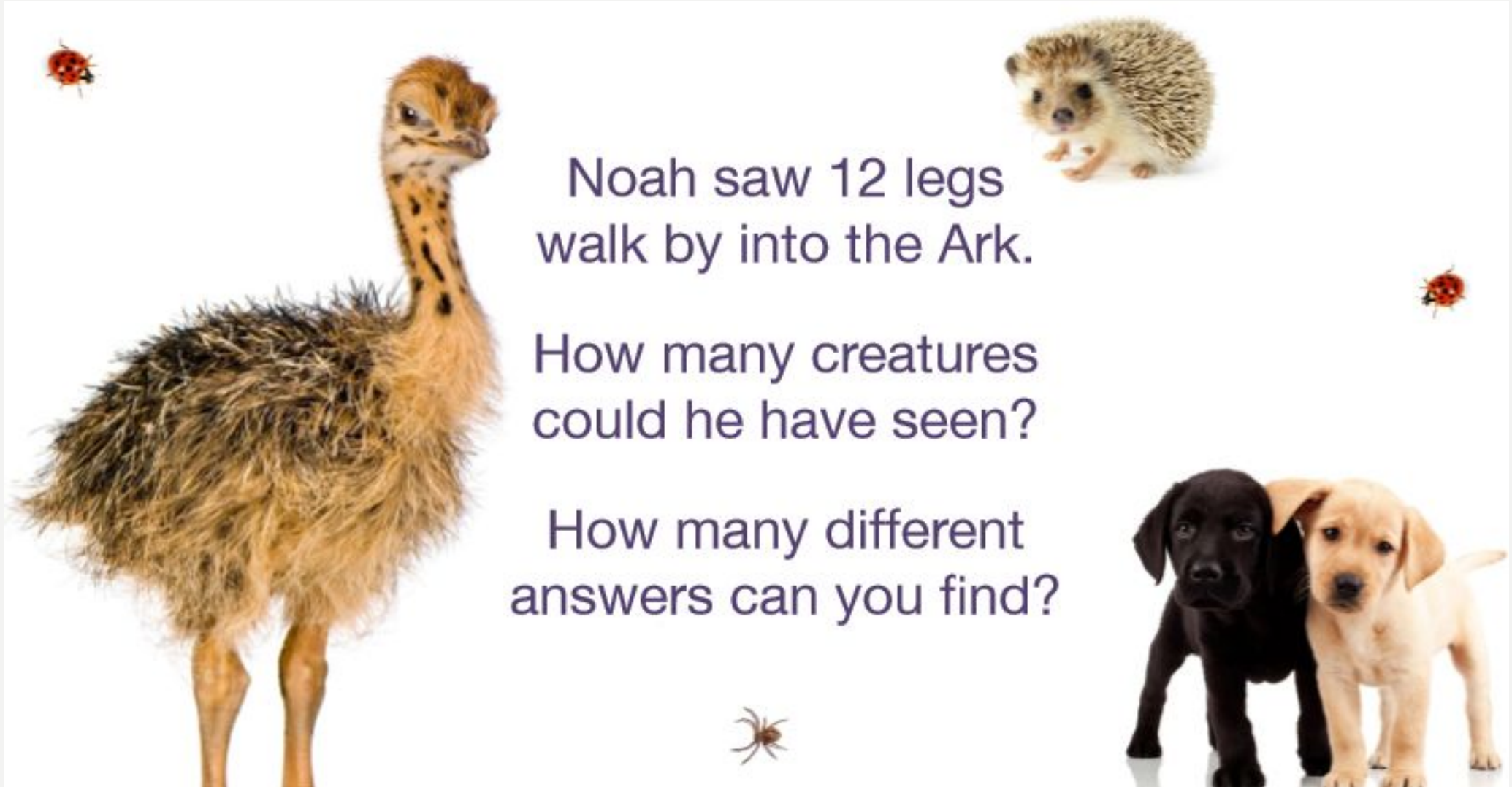
$$3.) 20 \times \square = 180$$

$$4.) 19 \times \square = 76$$

$$5.) 66 \times \square = 726$$

$$6.) 13 \times \square = 117$$

MATHS: To solve a problem involving how many animals went into Noah's ark.



Noah saw 12 legs walk by into the Ark.

How many creatures could he have seen?

How many different answers can you find?

Can you write down some different animal combinations that Noah could have seen?

For example, if he saw 2 sheep and 2 duck he would have:

2 x 4 legs and 2 x 2 legs = 12 legs

We could write this as 2 x S (s standing for 4 as we know that sheep have 4 legs) and 2 x D (D standing for 2 as we know that ducks have 2 legs)

Instead of writing 2 x S and 2 x D we can just write this as 12 = 2S and 2D. Can you find other combinations of animals that equal 12 legs and write them in this way?

ENGLISH: To create mini pictures and captions for your newspaper report.

In a newspaper report, pictures show what is being described in the article, for example where the incident took place or who was involved.

These pictures usually have a caption next to or underneath them. The caption is short and helps to make clear what the picture is showing.

Example captions:



Flight Sergeant James Watson (left centre) as 2nd Pilot in front of Halifax bomber, 35 Squadron, Spring 1942

Photo - A snapshot of what the article is about.



The UFO spotted outside Buckingham Palace.


Caption - A label for the photograph.

Caption this! Can you write a caption that explains briefly what is happening in these pictures?




Remember to keep your captions snappy and to the point!



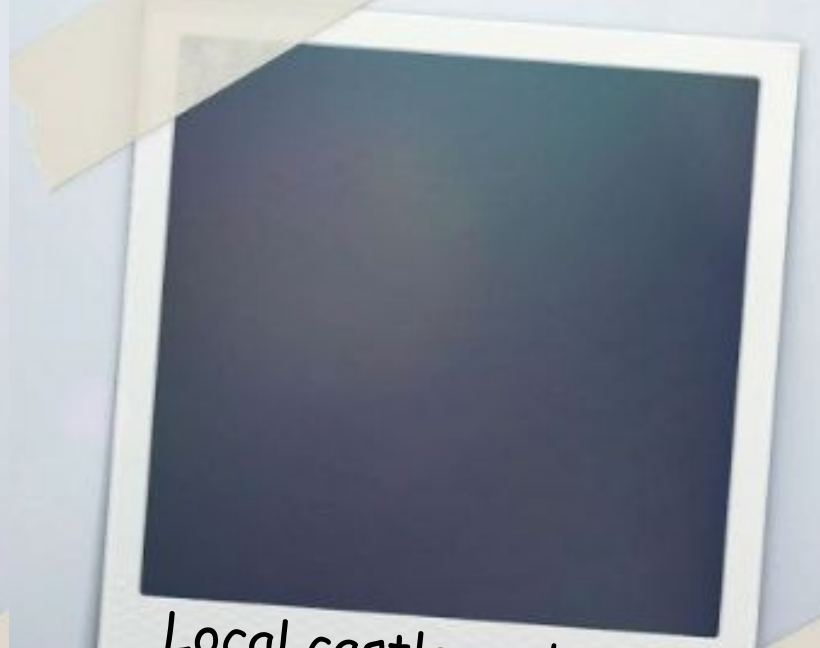





Now can you draw a picture to go with each of these captions?



Magician pulls wrong
animal out of hat!



Local castle under
attack from pigeons!




The UFO found on
Gooderstone school roof
last Friday.

Now that you have had some practice writing and illustrating captions, can you choose 3 moments from the Lighthouse incident to illustrate in a caption style?

These should be important parts of the story. For example you might pick:

- The lighthouse with the broken lamp
- The sailors aboard the ship that nearly crashed
- All of the villagers with their torches and lanterns.



Once you have decided on your moments, draw 3 pictures and come up with an appropriate caption for each of them. We will use these in our lighthouse newspaper reports!

Mexico

This week we will be trying to create some Mexican arts and crafts.

1.) Create some tissue paper fan decorations for Cinco de Mayo.

2.) Paint some stone cacti.



3.) Follow this tutorial to make a mini maraca and mini sombrero:

<http://www.redroko.com/2009/04/15-minutes-make-it-cinco-de-mayo.html>



4.) Try sewing some sugar skull sachets using this tutorial:

<http://adventures-in-making.com/diy-felt-sugar-skull-sachets/>

5.) Try making some 'nichos'.

<https://www.kitchentableclassroom.com/diy-nicho-boxes/>

Can you find out the history behind them and which celebration they are offerings for?

