



# MUNDFORD ACORNS



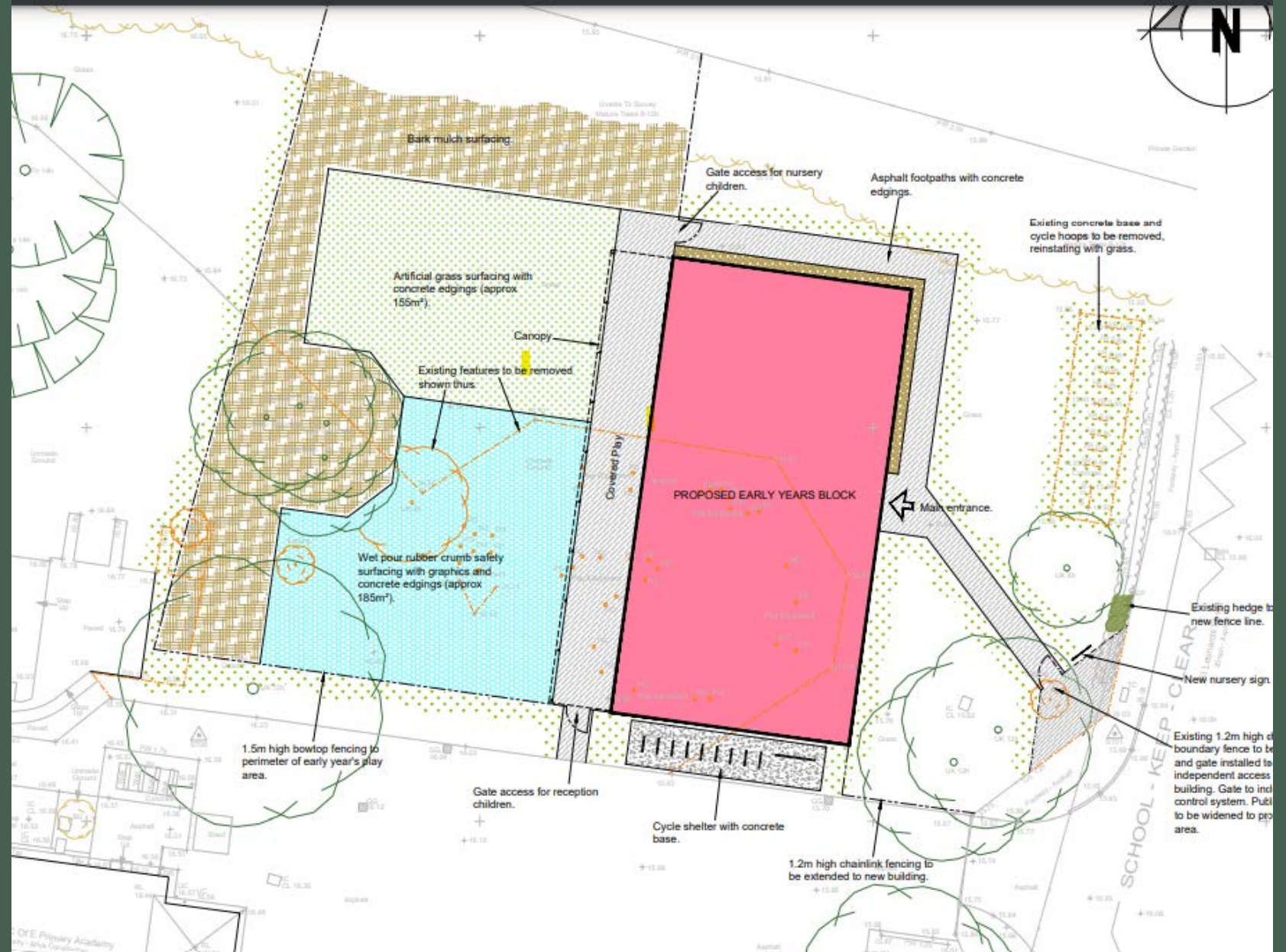
# School Nursery

- Why? We were approached by the trustees to see if we could provide something for the children as they were looking to close the facility.
- We worked hard with the trust to find the best solution that would work for families and the school.
- Delays – as you are aware despite our best efforts it might not be ready but we have a contingency plan!
- Staffing- Mrs Tinkley (our Federation SENDco), Mrs Rust (Nursery Assistant) and we are interviewing for another Nursery Assistant next week. There will always be three adults in the classroom at any one time.

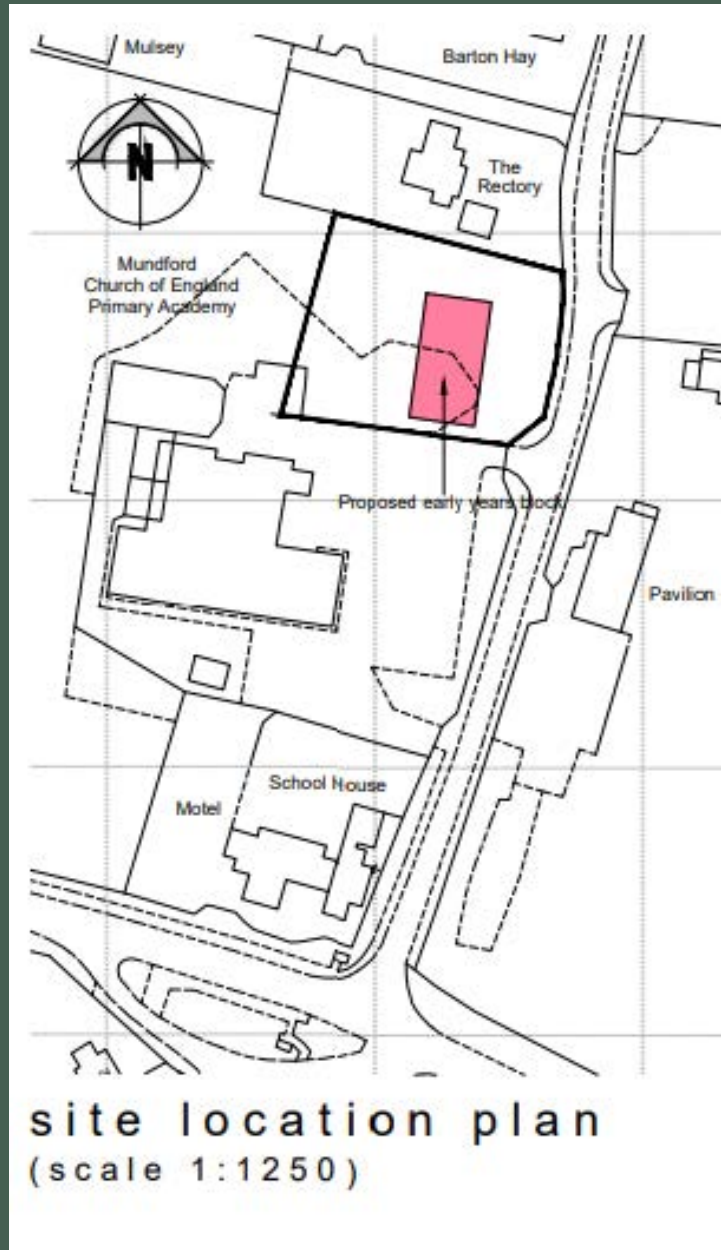




# Building



- Building





# Building







# Building





# Building



2 **North Elevation**  
1 : 200



4 **East Elevation**  
1 : 200



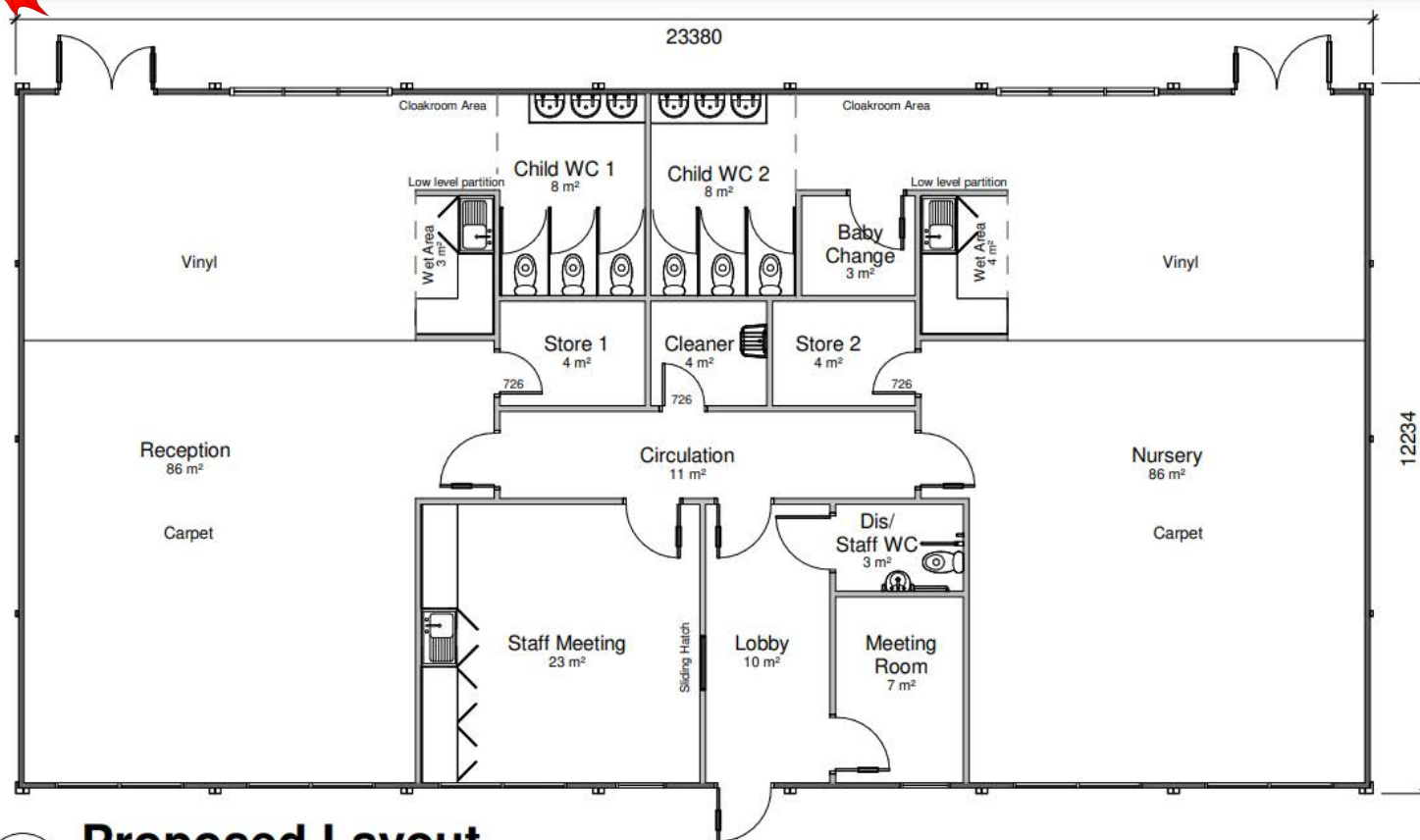
3 **South Elevation**  
1 : 200



5 **West Elevation**  
1 : 200



# Building



**1 Proposed Layout**  
1 : 100





# Funding

- Currently, we will take the children from the month after they turn three.
- You are able to wait till funding starts or accept the place and billed for the sessions used until funding starts. You will be invoiced by the school for sessions used.
- Both 15hrs and 30hrs funding can be used with us. If you have 15hrs funding but would like more sessions you are able to pay for these.
- We charge £2.00 a day for lunch cover from 11.45 Noon-12.15pm.
- Additional sessions can be bought at a cost of £13.50 per session (09:00-12 Noon and 12.30-15:30).
- The entitlement is offered free. Parents
- will not be charged a “top-up” fee to recoup the difference between the amount received from the Local Authority and the current hourly rate. We do not charge a deposit for a place or a registration fee.



# Times

- Early education is offered to families 38 weeks of the year, the funded hours can be claimed (to the maximum available):
- 15 hours can be taken Monday to Friday in whole days or ½ sessions.
- 30 hours can be taken Monday to Friday 08.45am – 3.15pm (The extra 30 mins takes into account the lunch break).
- You are able to purchase a hot lunch from the school using our Myed App at the cost £2.47. If you would prefer to you can send them with a packed lunch.
- They will have their own MSA who will them to eat in the main hall and back over to the unit to play.



# Curriculum

- **What to expect in the Early Years (age 3–4)**
- If your child is age 3–4, the chances are that they are in some form of Early Years setting, whether that is a nursery, preschool, playgroup, or with a childminder. This is a hugely important stage for your child's learning, and it's a really fun one too!
- We have used the term 'nursery' below to refer to any of these Early Years settings.
- **What will my child do in the Early Years?**
- At this stage of their learning, your child will be mainly learning through play-based activities. They will also be learning about routine and developing early literacy and maths skills, learning about the world around them and learning social skills.





# Just playing...

- **The importance of play**

- This year your child will begin to learn by doing things for themselves, by exploring and investigating, watching and listening, talking and discussing, creating, and communicating – in other words, playing.
- Play is children's work and playing hard is very tiring! Play can also be very messy as your child will be learning both inside with sand, water and paint, and also in the outdoors with mud, leaves and so on, so you can expect some mucky clothes at the end of the day.



# EYFS

- **The Early Years Foundation Stage**

- The Early Years Foundation Stage (EYFS) is a curriculum for 3–5-year-old children. This is broken down into three prime aspects and four specific areas of learning. The three prime aspects of learning are:

- **Personal, social and emotional development**

- **Communication**

- **Physical development**

- In addition to these three prime aspects of learning, there are four specific areas:

- **Literacy**

- **Mathematics**

- **Understanding the world**

- **Expressive arts**



- Most of the time, your child will be learning all seven areas of learning together, in a fairly jumbled way. So if they spend lots of time in the sand area, for example, there's no need for concern! They may well be covering all kinds of important learning, such as:
- working with different materials
- finding out about shape, quantity and volume
- creating imaginative worlds
- feeling different textures
- and even developing motor skills and strength for writing!





# How can I help?

- **How can I help my child?**
- **1. Talk (and listen)**
- It seems very obvious, but at this stage one of the best things you can do for your child's learning is to spend time talking together. They are constantly learning new words and will be exploring ways to build sentences and put words together through trial and error.
- Encourage eye contact and back-and-forth conversation. Get them talking about the toys they are playing with. Ask them for their opinion about things – what is their favourite piece of equipment to play on in the park and why? Chat together about what you need to buy from the shop and encourage them to help you find items.
- If you're looking for an easy way to encourage conversation, why not try baking together? This is a fun way to learn to follow instructions and to chat together about what you are doing.



# How can I help

- **2. Read, read, read**

- Time spent reading together brings so many benefits to your child – and you! Through reading, your child will hear lots of words that they might not be as likely to come across in everyday conversation. They will also develop their listening skills and develop their understanding of how stories work.
- Rhythm and rhyme are so important for early language development and, luckily, there are masses of wonderful books available. Encourage your child to talk about the pictures, or to make predictions about what will happen next. For more advice and ideas, take a look at our blog on [using storytelling to develop reading and writing skills](#).
- There's no reason reading should be limited to stories, either – why not encourage your child to recognise and read print when you are out shopping, on the bus or at the park? Read our tips to help your child [get ready to read](#).



# How can I help?

- **3. Sing songs and rhymes**

- Have lots of fun singing songs and nursery rhymes together. Don't worry about how good your singing voice is! Singing songs and saying rhymes can help your child to develop early language skills.
- Have fun with numbers by singing counting songs, such as *1, 2, 3, 4, 5... Once I caught a fish alive*. Other songs such as *Ten Green Bottles* progress in reverse order, which can be especially helpful when young children start thinking about adding and taking away





# Things to note...

- The children will be included in lots of whole school activities, they will be part on Mundford school not a bolt on.
- Children will be expected to wear school uniform to school (this can be found on our website)
- Please provide a named bag with wipes and spare clothes for any accidents.
- If your child is not completely dry/clean please discuss this with Mrs Tinkley, so we are able to support you.
- You will be able to have regular updates via Tapestry as to what your child has been learning during the day.
- We will have half termly reports/meetings about their progress against the foundation stage profile.



# We will be in touch.

- Over the next month we will be sending out lots of information for you.
- Today you have been given our EYFS policy and our Admission forms. It is incredibly helpful if you give us your Funding number when you have it.
- Mrs Tinkley will be sorting out settling in session dates and times with you.

**Any Questions?**