

# Welcome to Oak Class at Mundford C of E Primary Academy




Executive Headteacher: Mrs Sarah Godbold

Head of School: Miss Leona Brown

Oak Class Teacher: Mrs Hannah Keeler

Teaching Assistant: Mrs Kirsty Harker





# Our day at school




School starts at 8:50am

We eat lunch at 12:00

We go home at 3:20pm



Our doors open at 8:40 so you can arrive before 8:50 am



We self-register in the morning by placing our photo-picture in the correct box.  
You might be having a lovely school dinner or healthy packed lunch.

Reading folders will be sent home and need to be returned to school every day.  
We start sending home picture books from the first day at school. Please spend some quality time looking at, and talking about the pictures together as this helps as a step to becoming an interested and independent reader.

Children need to bring a pair of boots to keep at school so we can still run around and play outside at break times, even if it is a bit wet and muddy!









## Eating and drinking



Your child can have free fruit to help promote a healthy lifestyle. We also offer a free carton of milk until they are 5 years old. You will need to go online to order this in advance, at [www.coolmilk.com](http://www.coolmilk.com) After their 5<sup>th</sup> birthday you will have to start paying for the milk.

You will receive a menu of delicious and well balanced meals we provide free at school to every Reception and Key Stage 1 pupil. School meals are booked online using the Parent App. The office will send you links. School meals must be ordered in advance, they cannot be ordered on the day. If your child would prefer to bring a packed lunch from home, that's fine. Please ensure to include healthier choices, rather than chocolate or sweets, and no fizzy drinks. You may want to help your child learn to use a knife and fork correctly. Practise cutting playdough sausages!



Your child may also bring to school a bottle of water to ensure they stay hydrated all day. Please make sure they have their name on and put in the water bottle crate every morning. A sports bottle top is usually the best.

## Oak Class Home -School Links



You can use our class email to communicate [oak@mundford.dneat.org](mailto:oak@mundford.dneat.org) or the school office, [office@mundford.dneat.org](mailto:office@mundford.dneat.org) We also use Tapestry so you can see some of the learning going on at school. We share our learning each week and see who our Star and Wow of the week pupils are. Make sure you read the weekly newsletter emailed home on a Friday and on our website.







## Being fit and healthy



We have P.E. every week, sometimes in the hall and sometimes outside. Your child will need to come in to school in their P.E. kit on P.E days. This will be a school T-shirt, with shorts or jogging trousers and a school jumper on top. The school T-shirt will need to be the colour of their house team. Please make sure all clothes are named. Please help your child to learn to put on their own clothes, even a pair of socks can be tricky. Help your child to do buttons and zips themselves, Velcro is so much easier for young children, so consider this when buying new shoes for school. These small steps of putting on and taking off jumpers and shoes will help your child become more independent and make them feel successful.

As we are a Muddy Puddle School, we spend a lot of our time learning outdoors. As the weather can be varied, your child will need a pair of waterproof trousers and a raincoat to go over their school clothes so that we can still access our outdoor curriculum whatever the weather. Again, please make sure these are labelled with your child's name.



## Preparing to play




Play is very important to young children. Play with your child and encourage them to share and take turns. Remind them they should put things away before getting new toys out.

Useful games to play are jigsaws and board games. I particularly like "Uno" and "Guess Who".

These develop thinking skills, turn taking skills and help develop your child's communication, social and life skills, as we cannot win all the time!

Spend time with your child using paper, pencils, pens, glue, and scissors to cut and make collage and pictures. Your child may have a dominant hand already, but do not worry if they move from left to right hand, the important part is holding the pens, pencils and scissors correctly, and having fun!

Prepare your child for playtimes by taking them to busy playgrounds. This will help them adapt to a larger area with many more children. Remind your child that at school there are always adults who will be there to help them.





## Get ready to read



Sharing a book with your child is essential to help them start to become an independent reader. Children need to develop a love for books and having them read in a relaxed and comfortable place will make their experience more enjoyable. Pointing to the words you are reading will help develop your child's concept of words and letter shapes and the sounds they make. Reading a favourite book again and again encourages and stimulates learning through repetition. We will send home picture books for you to share and only when your child is ready do we start to send home 'reading books'. You will get a reading record book to write any comments about your child's reading experiences. Please bring the reading folder to school every day. Your child will not need a book bag, the reading folder is all they will need and fits nicely in their tray. Reading should be enjoyed! So have fun! Why not join the Thetford library!



## Write away



Making marks of any kind is a stepping stone to writing. Whatever their marks look like, they are beginning to want to write. Ensure your child sees you writing lists, letters, notes etc. and encourage your child to help you by making shopping lists.

Help your child hold the pencil, pen or brush correctly as this will help them to be a successful writer. Help your child write and recognise their name, ensuring a capital letter only appears at the beginning of their name.

If your child seems ready to write, encourage them and help them to form their letters correctly making sure they do not use all capital letters as this bad habit is hard to break!

Remember, drawing is the start of writing, so encourage drawing first!



## Success not stress





Starting school can be a very exciting time but there is a lot to do and remember, especially at the beginning! Some children find that being separated is very upsetting and do not want to let go! This is not bad or anything to worry about, it simply means your child needs a good hug and some reassurance. On the other hand, some children may walk straight in without a second glance! They will be ready to see you at the end of the day believe me!

We celebrate success in our skills and school values on a daily basis and reward effort and positive behaviour with House Points. The children can also earn Team House Points to get a non-uniform day!



Children are expected to behave appropriately at school and to have a positive learning attitude. We have a PATHS pupil every day, who will lead the class out at playtimes, do extra jobs and be very important for the day! When your child is PATHS pupil, they will be allowed to do show and tell that day - please email in a photo or video of something they would like to show us. We will email the day before so you know when your child is PATHS Pupil, but often the children remember and will remind you! The children really love being at the front of the line and being able to choose friends to help them. They will be given compliments from children and teachers at school too!

## We are here to help





**Mrs Hannah Keeler**  
**Class Teacher**



**Mrs Kirsty Harker**  
**Teaching Assistant**

**No matter what the problem please do not hesitate to come and talk to us at school if you have any worries or concerns. We are here to help.**

Contact us at: [office@mundford.dneat.org](mailto:office@mundford.dneat.org) or phone: 01842 878278

