




Sycamore News

Spring 1 edition

04/01/24

Hello everyone! Welcome to our first newsletter of 2024 and an overview of our new topic enterprise and activism! This topic will explore the reasons for activism to bring about change and some of these changes in history. We will also be looking at current activism against climate change and new enterprises which are harnessing new forms of renewable energy to reduce the effects of climate change. This newsletter is a quick update of everything happening in Sycamore this half term. As always, if you have any questions or concerns, feel free to speak to me at the beginning or end of the school day, or email me at sycamore@mundford.dneat.org. I look forward to another exciting half term!



English:

This half term we will be reading a book based on the Suffragettes. A **suffragette** was a member of an activist women's group who campaigned for the rights for women to vote in the UK. We will be writing diary entries in role and a newspaper article detailing one of the events which occurred in the fight to win rights for women.

Maths:



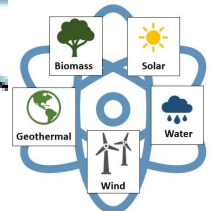
This half term, we will be continuing to look at fractions, focussing on equivalence between decimals and percentages and finding fractions, decimals and percentages of amounts. We will then be looking at

We will also be revisiting our shape knowledge, looking at types of angles, regular and irregular polygons and how we can find the volume of cubes and cuboids.



Science:

In Science, we will be looking at electricity and how we can vary the effects of electricity. We will be linking this to our Geography, identifying new ways in which electricity can be generated, which are cleaner for our planet.



Geography:

In Geography, we will be looking at the distribution of natural resources across the world and how there is a need to have more renewable energy sources to help meet demand of a growing population. We will be looking at what climate change is and why people are campaigning against climate change. We will then look at new enterprises which are finding new ways to harness energy, to power our homes and businesses! Did you know, even dancefloors can create energy, which can be converted into electricity! Lastly, we will learn all about trade and why businesses need to trade with different countries to gain the resources the country needs and as a way of making money.



Computing:

In Computing, we will be looking at networks and how the internet has developed over time, looking at the latest innovative ideas on how the internet is being used for new businesses!

Art

In Art, we will be looking at forms of art can be used to spread a message and as a form of activism or a silent way of protesting. We will be looking at artwork in the fight against climate change and how there is 'no planet B'. We will then create our own artwork to campaign against climate change.





Homework:

As well as spellings and daily reading, the children have a weekly Maths or English task and times table practice to complete. The aim of these activities is to build the children's foundational knowledge which everything else is built upon. Sometimes the Maths or English task might be replaced by another subject but will still require the use of English or Maths skills. If your child is in year 6, they will have some revision books for the Year 6 SATs and these will be issued this half term. Sometimes the homework set may be a section from the revision guides or will be an alternative English or Maths task, suitable to the children's needs. The children are also expected to record some reading in their reading record book daily. They can record this themselves if they have read alone, but ideally they should still be reading to an adult twice a week.

Attached to this newsletter are some top tips for SATs preparation in the lead up to the tests in May.

The children will be well prepared, but any questions, please do ask.

Our Mundford Junction this half term will be Tuesday 13th February from 2.15pm– 3.15pm and our next showcase is Wednesday 17th January 2.30pm– 3.00pm to show off all of our wonderful work from our previous topic.

Our PE days will be Tuesdays and Thursdays.

The children will have a spelling test every Monday and need to remember to learn their spellings for the test. These will be given out on the Tuesday the week before the test.



SATs Preparation

SATs Tip 1: Help your child understand their mistakes

There is nothing wrong with making a mistake, as long as it is learned from.

SATs Tip 2: Focus on the gaps in your child's knowledge

It might sound obvious, but the most important thing to help your child revise is the topic(s) that they struggle the most with.

SATs Tip 3: Put most of your efforts into boosting your child's confidence

Often children think, especially with maths, that they are bad at a certain subject or topic.

You might be used to hearing:

"I can't do fractions" or "Times tables are too hard".

Sit with your child and attempt to change this perception

Work with them on the areas they lack confidence in, and change:

*"I can't do fractions" to "I don't know the answer to this fractions question yet, **but** I am going to figure it out."*

Confidence is key when it comes to SATs and learning in general in primary school.

SATs Tip 4: Take revision online to keep things fresh and exciting

As well as playing host to a number of games and other ways to waste time, the internet can provide a plethora of revision resources for your child.

SATs Tip 5: Make sure you're both aware of what's coming up

Preparation is everything here. Look at practice papers, find out what sorts of questions come up, and know which SATs papers your Year 6 will be sitting on which days.

SATs Preparation By Working On Exam Techniques

Something that is crucial but often forgotten about, exam technique is very important for Year 6 children.

This will likely be the first time they have sat an official test/exam though, so here are some top tips of ways you can help them with their exam technique! Take a look at the handy checklist for some examples of good exam technique:

5 Circle the **largest** number.

~~13.67~~ ~~130.70~~ ~~103.60~~ **130.76** ~~103.07~~

SATs Tip 6: Teach your child to eliminate any wrong answers

For any questions that have multiple answers in the SATs paper, only one of them is going to be correct and this is why you should remind your child to eliminate any answers they know to be wrong. By doing this they are removing any doubt they may have had about the question and it can be a good way to focus during an exam. Getting them to explain their reasoning for each question will also help you to spot where they are making mistakes or doing the right thing.

SATs Tip 7: Make sure they pay attention to the connotations and context of the questions

Sometimes the questions in Year 6 SATs papers use words that can help to indicate certain actions that your child will need to take, so it is worth keeping an eye out for these.


For example, if “Johnny has four more apples than Ben” the question is likely to be about addition.

Whereas if “Ben has 15 fewer apples than Johnny”, the question is likely to be about subtraction.

Run through some examples of these types of questions with your child, helping them to identify the words that may help them answer the question as you go.

[illegible]

3 A car costs £7,525.
In a sale its price is reduced by £1,890.
What is the new price of the car?



£	
---	--

--

1 mark

SATs Tip 8: Remind them to underline/highlight key parts of the question

This is another simple tip, but if children are not reminded to do it they can often forget when they are immersed in their SATs test.

By simply underlining key parts of the question they are working on, it will help them to focus on specific calculations or problems that need to be solved.

In the reading paper they should highlight where they found the last answer from in order to carry on from there as the questions are mostly in the same order as the text.

SATs Tip 9: Make up and make use of mnemonic devices

E.g.

I View X-Rays to remember the order of the Roman Numerals for 1,5 and 10;

KFC to remember the way to divide fractions (**Keep** the first fraction. **Change** the sign from divide to multiply. **Flip** the last fraction)

SATs Tip 10: Remind them to take their time in the tests

Rushing equals mistakes, so one of our most important SATs tips is to remind your child to take their time and start with the harder questions on the paper.

It can be easy for children to try and go through the paper as quickly as possible in an attempt to make sure it is completed, but this is not best practice when it comes to any type of exams!

SATs Tip 11: Revise in small chunks

The children can easily get overwhelmed with the amount they have to do, short activities can help with this.

SATs Tip 12: Put the tests into perspective for them

When you are a 10 or 11-year-old, SATs can seem like a much bigger deal than they should do.

At that age you see these tests as something that you have been working towards for a long period of time, and whilst they are important, **SATs are not the be-all and end-all.**

SATs Tip 13: Talk to your child about their stress and listen

It is very important that you speak to your child throughout the entire SATs period and discuss with them anything they may be finding stressful.

Your child trusts you, and by just lending your ear to their worries and fears you will find that they are a lot less stressed than they otherwise might be.

SATs Tip 14: Use the right language around the home

There should be no mentions of “*passing*” or “*failing*” in the run up to, or during the SATs. It is up to you to set the right tone around your home.

SATs Tip 15: Discuss the concepts of anxiety and stress with them

With your child being such a young age when they sit the SATs, this could be the first time they experience anxiety or stress so they may not know how to describe what they are feeling.

The best thing to do is to simply sit with your child and discuss both the physical and mental effects stress and anxiety can have to help them articulate anything they may be feeling.

SATs Tip 16: Get the correct test dates in your calendar early

KS2 SATs 2024 DATES - TESTING PERIOD

Monday 13th May 2024:
1. Spelling, punctuation and grammar (Grammar/Punctuation Test) - 45 min
2. Spelling, punctuation and grammar (Spelling Test) - 20 mins



Tuesday 14th May 2024:
1. Reading Test - 60 mins



Wednesday 15th May 2024:
1. Maths Paper 1 (Arithmetic) - 30 mins
2. Maths Paper 2 (Reasoning) - 40 mins



Thursday 16th May 2024:
1. Maths Paper 3 (Reasoning) - 40 mins



THIRD SPACE LEARNING